




AMASE Student Guide 2023/24

Last update: July 2023



AMASE Contacts



UNIVERSITÄT
DES
SAARLANDES

EUSMAT Office

Department Materials Science
Campus D 3.3, room 3.19
66123 Saarbrücken, Germany
+49 681 302 70 50 7
office@eusmat.net



Prof. Dr. Linn Berglund
Prof. Dr. Pia Åkerfeldt
Luleå University of Technology
Department of Engineering Sciences and Mathematics
Division of Materials Science
E Huset, Plan 2
97187 Luleå, Sweden
+46 920 49 11 67
linn.berglund@ltu.se; pia.akerfeldt@ltu.se



UNIVERSITÉ
DE LORRAINE

Prof. Dr. David Horwat

EEIGM
6 Rue Bastien Lepage, CS 10630
54510 Nancy Cedex, France
+33 383 36 83 04
+33 383 58 42 56
david.horwat@univ-lorraine.fr



UNIVERSITAT POLITÈCNICA
DE CATALUNYA
BARCELONATECH

Prof. Dr. Gemma Fargas Ribas

Escola d'Enginyeria de Barcelona Est (EEBE) Edifici 1
Planta 1 Despatx I 1.9 Av. Eduard Martistany, 16
08019 Barcelona, Spain
+34 93 4137449
gemma.fargas@upc.edu



MONTAN
UNIVERSITÄT
LEOBEN

Prof. Dr. Raúl Bermejo

Department of Materials Science
Franz Josef-Straße 18
A- 8700 Leoben, Austria
+43 (0) 3842 – 402 4100
raul.bermejo@unileoben.ac.at



UNIVERSITÀ
DEGLI STUDI
DI PADOVA

Prof. Dr. Alessandro Martucci

Industrial Engineering Department
Via Marzolo, 9 –
35131 Padova, Italy
+39 049 8275506
alex.martucci@unipd.it

Dear AMASE Students,

On behalf of the European School of Materials (EUSMAT) I welcome you into our international Master Programme. You are now part of one of the most renowned international Master Programmes in the field of Materials Science and Engineering.

As part of this Master Study Programme you will study and live at two European universities. This means you will have to get used to two different administrative and cultural structures. With this guide, we want to make it easier for you to meet this challenge since a successful degree is always associated with well-structured planning. This guide is like a "first aid kit" and contains all the important information you might need to find your way through the university "jungle" and to start planning your stay abroad (visa requirements, housing, contacts, etc.).

For your experience in Europe and in our programme, I wish you all the best and a lot of success.

Yours sincerely,

Univ.-Prof. Dr.-Ing. Frank Mücklich

(Coordinator of AMASE, chairman of EUSMAT)



Coordination of AMASE Management

Flavio Soldera

Phone: +49 (0)681 302 70511

Email: f.soldera@matsci.uni-sb.de

EUSMAT Office

Phone: +49 681 302 70507

Email: office@eusmat.net

1.	What is AMASE?	9
2.	Study regulations for AMASE students	10
2.1.	Structure of the Programme	10
2.1.1.	Technical Courses	10
2.1.2.	Intercultural Skills and Language Courses	10
2.1.3.	Integration Week and Professional Summer School	11
3.	Degree Certificates	12
3.1.	Degrees of the Consortium	12
3.2.	AMASE General Master's Degree Certificate	13
4.	Participation Fees	13
4.1.	Bank account and money	13
4.2.	General participation fees	13
4.3.	Reimbursement	14
4.4.	In case of delays finishing the programme	14
5.	Insurance	16
6.	Visa	17
7.	Important Contacts Examination Offices	18
8.	Important Links and Documents	18
9.	Studying in Saarbrücken	19
9.1.	The City	19
9.2.	Visa and registration in Saarbrücken	19
9.3.	For the second year in Germany, you can find the embassy addresses below:	22
9.4.	Insurance	22
9.5.	Bank account and money	23
9.6.	Accommodation	23
9.6.1.	Private Dorm	24
9.6.2.	Flat-Sharing: "Wohngemeinschaft" (WG)	24
9.6.3.	Youth Hostel	24
9.6.4.	Links for accommodation	24
9.6.5.	Monthly living expenses	24

9.7.	Registration at Saarland University (UdS).....	25
9.7.1.	Double Registration in 3 rd Semester	25
9.7.2.	Introductory Meeting at Saarland University (UdS)	26
9.7.3.	German and other language courses	26
9.8.	Study regulations at UdS.....	27
9.8.1.	Master's Thesis	28
9.9.	Other useful information.....	28
9.9.1.	Marking System	28
9.9.2.	ZiS - Centre for international students	28
9.9.3.	Sports	28
9.10.	Contacts	29
10.	Studying in Luleå.....	30
10.1.	The City.....	30
10.1.1.	Guide for international Students:	30
10.2.	Visa Issues and Residence Permit	30
10.3.	Insurance	31
10.4.	Accommodation.....	32
10.4.1.	Monthly living expenses	32
10.4.2.	Studentbostadsservice	32
10.5.	Registration at LTU	33
10.6.	Introductory Meeting.....	33
10.7.	Swedish and other language courses	33
10.8.	Contacts	33
11.	Studying in Nancy.....	34
11.1.	The City.....	34
11.2.	Visa issues	35
11.3.	Insurance	35
11.4.	Bank account and money	36
11.5.	Registration in Nancy	36
11.6.	Accommodation in Nancy	37

11.6.1	CROUS student residences	37
11.6.2	Private residences close to the EEIGM	37
11.6.3	Shared flats with seniors	38
11.6.4	Private rooms, studios or individual/shared flats	38
11.6.5	Caution	38
11.6.6	CAF – housing assistance	38
11.6.7	Important	38
11.6.8	Free furniture	39
11.6.9	Monthly living expenses	39
11.7	Introductory Meeting.....	39
11.8	Master’s Thesis	39
11.9	French and other language courses.....	40
11.10	Other useful Information.....	40
11.10.1	Registration at EEIGM	40
11.10.2	Student activities at EEIGM	40
11.11	Contacts	41
12.	Studying in Barcelona.....	42
12.1	The City.....	42
12.2	Visa issues	42
12.2.1	Visa application for Spain and/or student residence permit	42
12.3	Insurance and health assistance.....	43
12.4	Inclusion, accessibility and psychological guidance service	44
12.5	Registration in Barcelona.....	44
12.6	Accommodation in Barcelona	45
12.6.1	Monthly living expenses	46
12.6.2	Barcelona public transport system	46
12.7	How to arrive	47
12.8	Introductory Meeting.....	48
12.9	Enrolment at UPC	48
12.10	Language courses.....	48

12.10.1	Catalan language courses	48
12.10.2	Spanish language courses	49
12.10.3	Other language courses	49
12.11	Other useful Information.....	49
12.11.1	Sports	49
12.11.2	Basic tourist information	49
12.12	Contacts	50
13.	Studying in Leoben	51
13.1.	The City	51
13.1.1.	Guide for international students	51
13.2.	Visa and residence permit issues	52
13.3.	Insurance	52
13.4.	Bank account and money	53
13.5.	Registration at MUL	53
13.6.	Registration in Leoben	54
13.6.1.	Confirmation of Registration	54
13.6.2.	Residence Title	54
13.6.3.	Extension of residence titles	55
13.7.	Accommodation in Leoben and living costs.....	55
13.8.	Other scholarships for international students	55
13.9.	German and other languages	56
13.10.	Other useful Information.....	57
13.10.1.	Double Registration in 3 rd Semester	57
13.10.2.	Sports	57
13.10.3.	Basic tourist information	57
13.11.	Contacts	58
14.	Studying in Padua.....	59
14.1.	The City	59
14.1.1.	Webpage of reference for incoming double degree students:	59
14.2.	Visa and residence permit	60

14.3.	Insurance	60
14.4.	Registration at UNIPD	61
14.5.	Accommodation in Padua	61
14.5.1.	Monthly living expenses	62
14.5.2.	Canteens	62
14.6.	Italian and other languages	62
14.7.	Scholarships for self-funded students	62
14.8.	Other useful Information.....	63
14.8.1.	Academic year	63
14.8.2.	Marking System	64
14.8.3.	Student services	64
14.8.4.	Buddy Service	64
14.8.5.	Students with disabilities or learning difficulties	64
14.8.6.	Psychological and Psychiatric assistance	65
14.8.7.	University Sport Centre (CUS)	65
14.8.8.	ESN - ERASMUS Student Network	65
14.9.	Contacts	65
15.	Your Future after AMASE.....	66
15.1.	Alumni statistics	66
15.2.	DocMASE.....	66
15.3.	Alumni Association of Saarland University (Universitätsgesellschaft)	67
16.	Annex.....	67
16.1.	List of important documents	67
16.2.	Frequently Asked Questions (FAQ)	67

1. What is AMASE?

The AMASE programme is a joint master programme in the field of Materials Science and Engineering offered by six European universities:

- Universität des Saarlandes (Germany)
- Luleå Tekniska Universitet (Sweden)
- Université de Lorraine (France)
- Universitat Politècnica de Catalunya (Spain)
- Montanuniversität Leoben (Austria)
- Università degli Studi di Padova (Italy)

Students attend courses at two of the universities in the Consortium. They spend the first two semesters at their chosen Entrance University and the third semester at one of the other five partner universities. In the 4th semester the master's thesis is written at one of the two chosen universities.

The language of instruction is English in Luleå, Leoben and Padua, German in Saarbrücken, Spanish in Barcelona and French in Nancy. The programme takes two years, including six months of working on a master's thesis. Admission requirements are a Bachelor of Science or similar degree in the field of Materials Science and Engineering, Mechanical Engineering, Chemistry, Physics or related disciplines with thorough training in Mathematics, Physics, Chemistry, Physical Chemistry and a basic knowledge of the structure and behaviour of materials.

The aim of the master programme is to provide:

- A well-integrated language and intercultural experience
- Education in close relation to the research activities of the six consortium members
- Education in advanced materials, to enhance the innovation potential of the students in their future activities
- Preparation of students for life-long learning in new places/different cultures and new education/work systems
- Enhancement of networking activities within the EU and with third countries in the field of research and education

At the end of the course, the students obtain a double Master's Degree awarded by the two universities where they studied.

2. Study regulations for AMASE students

2.1. Structure of the Programme

During the first and second semester, you will study at your chosen Entrance University (one of the universities of the Consortium). Here, you will have to acquire at least 60 CP. In the third semester, you will move to your chosen Second University (any of the other universities in the Consortium). There, you will have to acquire at least 30 CP. In the fourth semester you can choose between the Entrance University and the Second University to write your master's thesis. With the thesis, you will obtain another 30 Credit Points.

It is not possible to transfer CPs from one university to compensate missing CPs from the other university. As the final degree can only be given if you fulfill all requirements, please make sure that you obtain all necessary CPs.

The studies are structured in different modules. In order to obtain the Master's Degree, you will need to successfully pass special module elements, such as lectures, workshops, tutorials, laboratory and project work, etc. Information about the modules and courses will be given at each university at the time of your arrival. You will be guided through the process of choosing the courses that you would like to attend, in accordance with the regulations.

ATTENTION: Internship at UdS: Students studying at UdS for their first or second year must have completed a minimum 6-week materials science or materials science related internship/work experience at a company. If this is done during your AMASE studies, you will be awarded 6 ECTS. If this was done during your Bachelor studies or you had a job in the field before starting AMASE, written proofs for these activities will suffice.

2.1.1. Technical Courses

In the first semester, 30 Credit Points must be earned. **At least 25 Credit Points** have to be earned from the exams of the following module elements:

1. Structure and Properties of Materials (at least 12 CP)
2. Materials Characterization (at least 5 CP)
3. Materials Engineering and Processing Technologies (at least 5 CP)

In the second semester, you will have to select one of the following specialization tracks:

- Track 1: Advanced metallic materials
- Track 2: Polymers and composites
- Track 3: Smart surfaces and functional materials
- Track 4: Advanced processing technologies
- Track 5: Bio/Nano materials.

At least **25 of the 30 Credit Points** earned must be part of the **technical courses**, seminars and/or project work for the selected track.

In the third semester, you will continue with the same specialization tracks at the Second University. Additionally, you need to acquire at least 25 CP from technical courses for the track you chose.

In the fourth semester, you will have six months to write the master's thesis. With a successful submission, you will obtain the last 30 Credit Points.

2.1.2. Transversal skills: Intercultural Skills and Language Courses

A certain amount of Credit Points has to be achieved in the field of transversal skills, which includes language courses, intercultural skills and other complementary skills. Several courses can be chosen at the different universities to obtain CPs for this module. In the first year, you have to acquire at least 10 CPs and in the third semester 5 CPs. However, by the **end of the third semester at least 15 CPs** must have been earned for the module “Transversal skills”, which has to be distributed among the following modules:

- Languages: at least 6 CPs
- Integration Week and Professional Summer school: 2 CPs (see 2.1.3)
- Other transversal skills: at least 3 CPs.

Please check with your university for more detailed information. You cannot replace CPs in technical subjects with CPs from language courses!

As intercultural skills are part of the “Transversal Skills Module” Furthermore, the participation in both the Integration Week and the Professional Summer School is obligatory.

2.1.3. Integration Week and Professional Summer School

Every year before the start of the semester, the EUSMAT-team organizes the Integration Week. All first-year-AMASE-Students will get to know each other and participate in the Integration Week. The programme was developed in close cooperation between the European School of Materials (EUSMAT) and the Chair of French Culture and Intercultural Communication in 2009. The aim of the event is to prepare EUSMAT students for intercultural situations and to enhance their soft skills for their studies in Europe.

Another part of our life-long learning programme is the [Professional Summer School](#) that focuses on job preparation, application training, career planning and networking with the industry and is dedicated to students starting the second year of the programme. The PSS takes place every year by mid/end of August.

You will receive the exact date, the detailed programme and further information by email or you can find it on our homepage: <https://www.eusmat.net/integration-week/>

3. Degree Certificates

3.1. Degrees of the Consortium

Upon successful completion of the course, you will receive the following documents from your chosen university:

Universität des Saarlandes	Montanuniversität Leoben
<ol style="list-style-type: none"> 1. Zeugnis Transcript of Records in German 2. Master-Urkunde Master's Degree; Certificate in German 3. Master's Degree Certificate Certificate in English 4. Transcript of Records Certificate in English 5. Diploma Supplement Certificate in English 	<ol style="list-style-type: none"> 1. Zeugnis über den Studienabschluss (German, optional English) 2. Master-Urkunde (German) 3. Master's Degree Certificate (English) 4. Studienerfolgsnachweis (German) 5. Transcript of Records (English) 6. Diploma Supplement (German and English)
Université de Lorraine	Universitat Politècnica de Catalunya
<ol style="list-style-type: none"> 1. Diplôme de Master SIMM "Science et Ingénierie des Matériaux et de la Métallurgie" 2. Relevé de notes et résultats Transcript of results 3. Certificat de réussite "Master SIMM" Achievement certificate 	<ol style="list-style-type: none"> 1. Expedició de títols acadèmics Expedición de títulos académicos; Issue of Degree Certificate* 2. Expedició del Suplement Europeu al Títol 3. Transcript of Records
Università degli Studi di Padova	Luleå tekniska universitet
<ol style="list-style-type: none"> 1. Degree certificate with Transcript of Records (Italian and English) 2. Diploma (Italian) 3. Diploma Supplement (Italian and English) 	<ol style="list-style-type: none"> 1. Examensbevis Degree Certificate 2. Diploma - Transcript of Records (Swedish) - Transcript of Records (English) 3. Diploma Supplement

After successfully passing all exams and the master thesis you can apply for the desired certificates at the examination offices of your chosen universities. You can find all contact details under section [Important Contacts Examination Offices](#) of the student guide.

*At UPC you will first receive a provisional document called "Expedició de títols acadèmics/ Expedición de títulos académicos/ Issue of Degree Certificate" before you get your real diploma.

3.2. AMASE General Master's Degree Certificate

The examination office at Saarland University in Saarbrücken, Germany, provides a general Master's Degree Certificate, which you can ask for after having obtained the certificates of the two respective universities you studied at.

Examination office (Saarland University)

Heike-Eva Krieger

Phone: +49 681 3023853

AMASE@ps-mint.uni-saarland.de

4. Participation Fees

4.1. Bank account and money

For your first visit to the EU, it is advisable to bring enough money with you in order to avoid payment problems. Furthermore, we recommend you to take a credit card from your home bank with you.

4.2. General participation fees

The participation fees for the programme are to be paid to the Coordinating University (Saarland University) before enrolling at the respective university for each semester according to the deadlines below.

Students	Fees	Comments
EU Students	€1,500 per Semester	Includes all registration fees at the different universities.
Non-EU Students	€4,500 per Semester	Includes all registration fees at the different universities.

Deadline for payment of participation fees:

Winter semester 23/24: 15 August (for students at LTU: 1st of May)

From Winter semester 24/25 onwards: 31 July (for students at LTU: 1st of May)

Summer semester: 15 February

4.3. Reimbursement

Both scholarship holders and non-scholarship holders can have some paid benefits refunded.

For Erasmus Mundus scholarship holders at **all universities**, if the students do not wish to take the insurance offered by EUSMAT, the corresponding amount of the payment that EUSMAT pays for the insurance (currently 171 EUR per semester) can be refunded. The refund is only possible, if the student can present a corresponding invoice of the insurance, they have paid. The real incurred costs for the health insurance up to a maximum of (currently) €171 can be reimbursed.

For **self-financing students**:

Travel costs for participating in the Integration Week and Professional Summer School:

The amount is calculated considering the distance to the partner, to which the student has to travel after the IW or PSS respectively:

To: **LTU** - Luleå Technical University, Sweden €200

To: **UPC** - BarcelonaTech, Spain €100

To: **UL** - University of Lorraine, France €30

To: **UdS** - Saarland University, Germany **none**

To: **MUL** – Montanuniversität Leoben, Austria €100

To: **UNIPD** - University of Padua, Italy €100

The students have to present invoices of the travel tickets in order to receive this reimbursement. Only real incurred costs will be reimbursed to a maximum amount as described above.

Participation in a German intensive language course between the 2nd and 3rd semester is refunded if UdS is your Second University. We do not offer the reimbursement for UdS as Entrance University. Only the fee for the language course is refunded, not the accommodation!

Attention!

We can only refund corresponding amounts if a legible **proof of payment/receipt** (invoice/flight ticket/account statement) is attached. The reimbursement form can be found under: <https://www.eusmat.net/international-studies/master/amase/downloads-links/>

Reimbursement procedure

Fill in the reimbursement form, sign it and scan it. **Attach a proof of payment** and send the corresponding documents to office@eusmat.net.

4.4. In case of delays finishing the programme

Fees for additional semesters: If all requirements to obtain the Master's Degree cannot be fulfilled during the fourth semester, the student has to be re-enrolled at the corresponding universities for one (or more) additional semester. The student must pay the full participation fees for the additional semester/s, except when only the credits of the Master's Thesis (or the internship for the UdS) remain. From the third additional semester, no more participation fees will be charged.

The participation fees might be waived to the student in total or in parts, depending on the time when the last credit (with exception of the Master's Thesis and internship for the UdS) is finally earned. As the start of term varies for each university,

deadlines concerning participation waivers are different for each one. These deadlines and rules apply for the university at which the student writes the Master's thesis. In case the student does not pay fees in the additional semester/s, he/she will have to pay the registration fees if applicable at the local university and he/she is not entitled to get reimbursement of this fee. The student has to ensure that he/she has a proper health insurance.

	UdS	UL	UPC	LTU	MUL	UNIPD
Normal finishing date	Till 30.09 no need to pay more					
1st delay period	Till 31.10 no need to pay more					
2nd delay period	Till 10.01 pay 50 %	Till 31.03 pay 100 %	Till 15.02 pay 50 %	Till end of quarter 2 (mid-January) pay 50 %	Till 15.02 pay 50 %	To be defined
3rd delay period	Till 31.03 pay 100 %		Till 31.03 pay 100 %	Till end of quarter 3 (till ~20.03) pay 100 %	Till 31.03 pay 100 %	To be defined

The Participation fees have to be transferred to the AMASE account, which is held in Saarbrücken:

Name of the bank	Bank 1 Saar
Account holder:	Universitaet des Saarlandes
City	Saarbrücken
Country	Germany
IBAN	DE19 5919 0000 0000 33 0000
(BIC) SWIFTCODE	SABA DE 5 S
Subject:	Name of the student, date of birth, AMASE W515110501

After your payment, please send us a document proving the transfer of the payment via email. This way we can easily track your payment.

5. Insurance

All students, both European and non-European, need to make sure that they are adequately health insured against accident, injury and illness while participating in the AMASE master programme outside their home country. In Europe it is mandatory to have a health insurance. It is also recommended to take out a liability insurance that covers costs if you, for example, cause any damage to other people's property or in your accommodation.

If a student owns a European health Insurance Card (EHIC), it is not mandatory to take our insurance scheme.

The Erasmus Mundus scholarship includes an insurance offered by a private agency (for details about the reimbursements for health care and accidents see guidelines from provider). Scholarship holders have the possibility to decide if they want to take the suggested insurance package or not. If a scholarship holder is already insured in their home country and can attest that they are further insured in the different countries during the Master satisfying the minimum requirement of the European Commission (see: https://wayback.archive-it.org/12090/20210126054520/https://eacea.ec.europa.eu/sites/eacea-site/files/750MB/2020_emjmd_-_annex_ix_health_accident_insurance_-_final.pdf), it is not necessary to take our private insurance package, if it complies with the mandatory guidelines.

Self-financed students have to cover health insurance costs by themselves. If they are already insured having an EHIC Card (European Health Insurance Card), no additional insurance is needed. If not, students should search for a proper insurance company that satisfies the conditions of the universities they are going to study at.

- For students starting in **Nancy**, it is recommendable to take the French insurance even though EM scholarship holders will be health insured with the insurance package provided by EUSMAT.
- For self-financing students studying in **Italy**, a health insurance is available when they enroll at UNIPD. Please contact the International Office to know more about how to sign up for the health insurance contract.
- For students with chronic illness, who need to see a doctor more often, we recommend taking a national insurance of the country you will study! This may be more expensive, but our experience has shown that it's more convenient for you. If you are under this condition, please contact EUSMAT.

What period does the private health insurance - offered by EUSMAT - cover?

The insurance period is from 01.09-year 0 until 31.08-year 2. However, the insurance cover begins 2 months before and ends two months after this period if the student keeps his student status. For **Erasmus Mundus** Students these are parted in to three: your first university, your second university and the university you will write your master thesis at. Please be aware that you will also receive a document for each time period.

Can I get insured by this insurance if I study for more than 4 semesters?

If you need to study further semesters as a scholarship holder, EUSMAT cannot provide you with the same insurance package we covered you with during the time you received the Erasmus Mundus scholarship. However, the private company offers the same insurance scheme for individual students, which might be slightly more expensive and can be hired by you when your insurance covering finishes. EUSMAT office can provide you with the contacts for concluding this insurance by yourself. You can also reach out to a public health insurance provider, that might be able to offer you a better deal depending on your personal situation.

6. Visa

Please note: European students do not need a visa. If you are from a Non-EU-country, you will have to apply for a student visa.

As each embassy or consulate in each country has its own procedures and requirements, we suggest that you contact the respective government agency (embassy/consulate) in your home country and ask for their specific demands.

Furthermore, we would like to point out that delays and administrative difficulties occur quite often when applying for student visa. Therefore, we strongly recommend you to start the application process as soon as possible.

For the second year (third semester) and the move from Entrance to Second University, we provide a list of addresses of government agencies in the chapters below.

Please be aware that: For students starting at **MUL**, the Austrian consulate requests an apostille on the degree certificate.

7. Important Contacts Examination Offices

Introduce yourself to the person in charge at the examination office of your Entrance University and Second University upon your arrival.

UL	UPC
David Horwat +33 3 83 58 42 52 david.horwat@univ-lorraine.fr Dominique Stirneman +33 3 72 74 39 06 dominique.stirnemann@eeigm.univ-lorraine.fr	Carlos Oriol Gorjón + 34 93 413 74 73 carlos.oriol@upc.edu
UdS	LTU
Heike-Eva Krieger krieger@ps-mint.uni-saarland.de oder AMASE@ps-mint.uni-saarland.de +49 681 302 3853	Ann-Sofie Andersson ann-sofie.andersson@ltu.se +46 920 491500
MUL	UNIPD
Prof. Dr. Raúl Bermejo raul.bermejo@unileoben.ac.at +43 3842 – 402 4100	Elisa Zambon elisa.zambon@unipd.it +39 049 827 5968

8. Important Links and Documents

Course List and Tracks

<https://www.eusmat.net/international-studies/master/amase/about-amase/structure/>

Documents and Downloads

<https://www.eusmat.net/international-studies/master/amase/downloads-links/#content>

Frequent Asked Questions

<https://www.eusmat.net/international-studies/master/amase/faq/#content>

Degree Requirements

<https://www.eusmat.net/international-studies/master/amase/about-amase/degree-requirements/#content>

9. Studying in Saarbrücken

9.1. The City



UdS campus Saarbrücken

Saarbrücken is a city of approximately 180.000 inhabitants that has a lot to offer: several theatres with free entry for students, including opera and dance shows; five cinemas with popular and alternative programmes; great outdoor activities in the forests and on the Saar river; a rich cultural programme for international students offered by the UdS International office; and, of course, a lively nightlife. Various pubs and bars are very crowded even during the week and many clubs and discos are located in the city centre.

The city hosts two major cultural festivals: In winter, the international Max-Ophüls festival for German-language movies is hosted here and, in the summer, the city organizes the French-German “Perspectives festival” for theatre, dance and music. As Saarbrücken is located in the three-border triangle close to France and Luxembourg, many of the concerts and shows are offered in a cross-cultural context in cities such as Metz, Forbach (France) or Luxemburg city. In general, travelling is easy in Europe and Saarbrücken has proven to be a very good starting point.

In only two hours, you can reach Paris, Luxemburg City, Brussels, Frankfurt and many other German cities and you can even get to the international low-cost airport of Frankfurt Hahn within an hour and a half.

9.2. Visa and registration in Saarbrücken

Proof of financial support (“Sperrkonto”)

For getting a Visa, you will have to prove that you have enough money to live in Germany (~€934 per month). For non-scholarship holders, we recommend you open a blocked account which you may easily use as proof of financial support. There is no need to send the bank account details in advance. For further information, please check:

https://www.study-in-germany.de/en/plan-your-studies/requirements/proof-of-financial-resources_27533.php

Important for students from China, India or Vietnam: APS-Certificate

The APS is the Academic Evaluation Centre for **China, India** and **Vietnam**, they certify and authorize the legitimacy of students' academic documents. If you gained your higher education in these countries you will need an APS to apply for a German visa. Please inform yourselves about the process and which documents you need. Here a quick overview. The APS Certificate costs money, but does not expire.

- **China:**

Your documents will need to be certified and there will also either be an interview or a TestAS. If you pass, you will get the APS Certificate, which will be proof that your academic documents are real. The APS in Beijing does not certify documents from Taiwan, Hong Kong or Macao.

With the APS certificate you can start your visa application. If you apply for a course in Austria or Belgium, you will need to apply for a visa at their embassies.

Please continue to inform yourself on the process. Here are some links that might be helpful:

<https://www.aps.org.cn/>

https://www.aps.org.cn/wp-content/uploads/242_merkblatt_verfahren_stipendiaten_deu.pdf

https://www.aps.org.cn/wp-content/uploads/211_merkblatt_verfahren_china_interview_deu.pdf

Contact:

Mail: info@aps.org.cn

Address: DRC Building D1, 1302

19 Dongfang Donglu,

Chaoyang District

100600 Beijing

- **India:**

Your documents will need to be certified. If you pass, you will get the APS Certificate, which will be proof that your academic documents are real. Important: EU-Scholarship holders from India do not require an APS Certificate.

The documents need to be handed in, in a person or via a courier.

Please continue to inform yourself on the process. Here are some links that might be helpful:

<https://aps-india.de/>

https://www.aps-india.de/wp-content/uploads/2022/09/Leaflet_BA-Graduates_English-1.pdf <https://aps-india.de/faqs/>

Contact:

Address: Academic Evaluation Centre, Gate No. 3,
DLTA Complex, R.K. Khanna Stadium, 1 Africa Avenue
110029 New Delhi
India

- **Vietnam:**

Your documents will need to be certified and there will also either be an interview of 15 minutes with the applicant (in German or English) about their studies, to verify their knowledge. If you pass, you will get the APS Certificate, which will be proof that your academic documents are real.

The interviews are only twice a year (May and November) in Hanoi and Ho-Chi-Minh-City. To apply for the interviews, you will have to hand in your documents until August (for November) and February (for May), per post or in person.

You can find more information here:

<https://vietnam.diplo.de/vn-de/willkommen/aktuelles/-/1602542>

Contact:

Telephone: +84 24 32673361
Address: Deutsche Botschaft Hanoi, APS
29 Tran Phu, Q. Ba Dinh
Hanoi

Registration in the city of Saarbrücken:

During your stay, you must be registered at one of the 3 Bürgeramt offices of Saarbrücken, one of which is located in the city centre near the "Rathaus St. Johann". You need to register there once you have found an accommodation. You have to bring your passport and the rental contract. Please note: if you move to a new address during your stay in Saarbrücken, you have to notify the Bürgeramt within a week.

After your arrival in Saarbrücken, you will be asked to provide proof of residence and proof that you have enrolled at the university. In registering with the immigration office ("Ausländerbehörde") you will be required to bring the following documents with you:

Documents from home:

- ☐ Your passport
- ☐ Proof of financial assistance ("Sperrkonto") (only for non-scholarship-holders)
- ☐ passport sized biometric photos
- ☐ Certificate of enrollment ("Immatrikulationsbescheinigung")

Documents from Saarbrücken:

- ☐ Copy of your registration at local government ("Meldebestätigung" from Bürgeramt)
Proof of health insurance

Please note that you cannot visit the Bürgeramt without an appointment, you can book it online:
<https://terminvergabe.saarbruecken.de>

Bürgeramt City/Einwohnermeldeamt Saarbrücken Gerberstraße 4 66111 Saarbrücken Phone: +49 681 905 0 Email: buergeramt@saarbruecken.de	Opening hours: Mo. 07:30 – 15:00 Di. 07:30 – 15:00 Mi. 07:30 – 12:00 Do. 07:30 – 18:00 Fr. 07:30 – 12:00
---	--

9.3. For the second year in Germany, you can find the embassy addresses below:

It is necessary to make an appointment at www.saarbruecken.de/terminebuchung or by telephone. Be aware, that you might have to wait up to four weeks for an appointment.

Coming from LTU to UdS:	Coming from UL/EEIGM to UdS:	Coming from UPC to UdS:
German Consulate, Sweden Förbundsrepubliken Tysklands ambassad Box 27832, 115 93 Stockholm, Schweden. +46 8 670 15 00 info@stockholm.diplo.de http://www.stockholm.diplo.de	Ambassade de la République fédérale d'Allemagne Section juridique et consulaire 28 rue Marbeau 75116 Paris, France +33 1 53 64 76 70	Consulado General de Alemania Torre Mapfre Calle de la Marina, 16-18, 30a. 08005 Barcelona consalem_bcn@inicia.es
Coming from MUL to UdS:	Coming from UNIPD to UdS:	
German Consulate in Austria c/o Andriz AG, Statteggerstraße 18 8045 Graz, Austria +43 316 694 970 graz@hk-diplo.de	German consulate in Venice S. Croce 251 – Palazzo Condulmer 30135 Venice, Italy + 39 41 523 7675 venedig@hk-diplo.de	

9.4. Insurance

For your registration at Saarland University and to get a visa, you need a proof of public insurance. If you want to choose a private insurance, you need a certificate which states that you are exempted from the obligatory public insurance (see

paragraphs below). Every self-financing student can choose the private insurance suggested by AMASE or choose a different German insurance (public/private). (See section: [5. Insurance](#)) Due to the expectable reimbursement amounts, we recommend choosing a German insurance, especially if you suffer from chronic diseases or other recurring medical issues. Erasmus Mundus Scholarship holders from non-European countries will be health insured with the private company EUSMAT cooperates with.

EU students

EU students have the possibility to keep their pre-existing public insurance from their home country. In this case, they need to obtain an EHIC chip card from the insurance company in their home country and present it at any public insurance company in order to obtain the suspension of student's public health insurance obligation (see paragraph below).

Exemption of students' public health insurance obligation

If you use a German private insurance or an insurance from your home country, you will need to obtain the certificate of exemption regarding your health insurance to enroll at Saarland University. For this you will have to send us your health insurance certificate and your passport. We will contact you regarding this issue with more information.

9.5. Bank account and money

There are a lot of different banks where you can open an account for free or for very little charges (Sparkasse, Bank 1 Saar, Deutsche Bank, Commerz Bank AG, Santander etc.). Credit cards such as Master Card, VISA, are also widely accepted in Germany.

"Kautiön"

When you sign the contract, you will be expected to pay the first month's rent in advanced plus a security deposit ("Kautiön").

You will get the "Kautiön" back in case you leave the room as it was.

9.6. Accommodation

There are two options for all exchange students: You can either rent a room in a student residence or you can find your own private accommodation. Student dormitories consist either of fully-furnished rooms with shared bathrooms and kitchens or of single/shared apartments with a bathroom and a small kitchenette.

Student Residence

If you intend to apply for a dorm in a student residence, please fill the online application as soon as possible, as there is a long waiting list: <https://www.uni-saarland.de/en/global/welcome-center/accommodation/dormitories-studierendenwerk.html>

Price Range	€270 - €334
Security Deposit "Kautiön"	The amount of the deposit is usually two month's rent.

Please note: These rooms fill up very fast. We recommend sending back your application early so that you may have a better chance of getting a room. Be aware, that you are not guaranteed to get a room.

The Welcome Center at UdS will be aware of your arrival, as EUSMAT sends a list with all AMASE students coming to UdS before your arrival. You will be sent then information about local rent offers and about the student residence. If you do not receive this information please inform us, so we can get in contact with the Welcome Center.

9.6.1. Private Dorm

These dorms are not administered by the university but by a private provider. That's why the interior size and furnishing is usually quite similar. Popular providers are e.g. SBT Immobilien Gruppe, Cusanus Haus, Immobilien Gruppe Saarbrücken.

9.6.2. Flat-Sharing: "Wohngemeinschaft" (WG)

People live together in one flat in order to reduce costs. Finding a suitable flat share will depend a lot on you, as the residents often have little "interviews" to find out if the person will fit in. You will need to contact them personally. The prices for private accommodation in Saarbrücken may range between €350 – €500 per month, depending on how close you live to the city centre and on the number of roommates you have.

9.6.3. Youth Hostel

If you don't find a room before coming to Saarbrücken, you can stay at Saarbrücken's youth hostel. This gives you some time to search for accommodation on-site and e.g. introduce yourself in shared flats.

9.6.4. Links for accommodation

Welcome Center at UdS

Geb. A4 4, Erdgeschoss
Durchwahl: 71128

welcome@uni-saarland.de | www.uni-saarland.de/accommodation

Student Residences:

Studentenwerk: www.stw-saarland.de

Youth hostel in Saarbrücken:

Europa Jugendherberge Saarbrücken:
www.diejugendherbergen.de

Private accommodation offers:

ImmoWelt: <https://www.immowelt.de/suche/welt/wg>

WG-Gesucht: www.wg-gesucht.de

Ebay- Kleinanzeigen: www.ebay-kleinanzeigen.de/

Other:

SBT Immobilien Gruppe: www.studentenwohnungen-saarbruecken.de/

Cusanus Haus: <http://cusanustreff.de/>

9.6.5. Monthly living expenses

Depending on personal lifestyles, you will need **approximately €800-€900/month** in Saarbrücken.

- Accommodation: Approx. €350 – €500, gas and electricity prices have risen significantly.
- Food: Grocery shopping is relatively cheap in Germany, given the high amount of discount supermarkets, approx. €130 – €200.
 - Lunch at university: €2,80 - €5,00
 - Eating out (Main course): < €10-€15 for fast food/bistro, €20 – €30 regular restaurant.

- There is an obligatory TV license fee (“Rundfunkbeitrag”) in Germany which is paid per residence. It’s currently €18.36 /month.
- Transport: A semester ticket for public transport within the Saarland is included in your registration fee.
- Leisure: about €100 (cinema, going out, sports...). Nightclub admission: €10-€20
- Don’t forget to include the costs of personal expenses such as cosmetics, clothes, phone, books, etc.

9.7. Registration at Saarland University (UdS)

Online registration

After having received your letter of admission, you will need to register first a new UdS account at: <https://sim.uni-saarland.de/bewerbung#/Logon>. Then you will receive an email with your username and a link to activate the account and go to the enrolment site. Click on new application, choose the programme (AMASE) and answer all the questions.

* If you want to save your progress and continue later with your application, use the “save and return” (*Sichern und zurück*) button. The submit button (Absenden) should only be used when you are completely done with your enrolment.

For your registration at UdS, normally students have to pay a registration fee for each semester. The registration fee at UdS amounts to €296 as to the winter semester 2023. However, **AMASE students do not need to pay this fee**, EUSMAT will inform the student’s secretary (Studierendensekretariat) and the registration fees will be considered as paid for the semester. A ticket for all public transportation in Saarland is included with the registration fees.

For the **online enrolment** you will need to fill in some information and upload documents. Therefore, please have the following information at hand:

1. Valid passport or ID card [.pdf]
2. Passport picture (minimum size: 248 x 330 Pixel) [.jpg]
3. A certified copy of your last diploma (in German, English, French or Spanish) [.pdf]
4. Proof of public insurance in Germany or a certificate of exemption [.pdf]
5. *Zulassungsbescheid* (Admission Letter from UdS) [.pdf]
6. Receipt that you have paid the semester fee [.pdf]: please include a remark that you are part of AMASE and you have paid the participation costs or you are an Erasmus Mundus scholarship holder (please upload your AMASE Scholarship Award).
7. Information about high school diploma (e.g., date when you finished) [.pdf]

* Please note: other documents may apply (proof of language or APS_Certificate, etc) [.pdf]

In case of questions, you can go to the following website: <https://www.uni-saarland.de/en/study/application/enrolment.html> and look at the application guide or contact the Welcome Center at UdS.

9.7.1. Double Registration in 3rd Semester

During their studies at the Second University of the consortium, AMASE students (EU and non-EU students) who studied the first year in Saarbrücken will need to stay registered in Saarbrücken during the 3rd semester (but do not need to pay the UdS semester fee). This is advantageous as the student will receive a certificate of registration from the International Office that

allows her/him to keep the German bank account for free, as well as the public insurance in Germany (if applicable). However, please be aware that you have to re-register at UdS and register at your 2nd university as well.

Those who come to UdS in their second year, will also need to be enrolled at UdS during their 1st and 2nd semester, as well as their 4th.

Please note that if your Entrance or Second University is Montanuniversität Leoben (MUL), you will have to be enrolled at both universities (UdS and MUL) for the full duration of your studies.

The academic year

The academic year consists of two terms: winter and summer semester. Each semester has a lecture period and a period for examinations. The winter term starts on 1st October and ends on 31st March. Classes usually take place from middle October to beginning of February, then the exams are planned for the rest of February and March. The summer term starts on 1st April and ends on 30th September. Classes are from middle April until the middle/end of July, after that, exams are planned for August and September. On the homepage of the Saarland University, you can find more information on the dates:

<https://www.uni-saarland.de/en/division/ls/dates.html>

9.7.2. Introductory Meeting at Saarland University (UdS)

An introductory meeting will take place in the beginning of October during which you will be informed in detail about your studies, enrolment, etc. We will communicate the exact date in the near future. There, we will provide general information about the university, the courses and events. You will get to know the professors and tutors, and you can get some help putting together your timetable.

9.7.3. German and other language courses

Every student who spends the first year or part of the second year at Saarland University **has to achieve the German Language Certificate equivalent to the European Level B2** as a condition for receiving the Master's Degree.

You can attend language courses at the ISZ Saarland at the Language Centre. You can pass your DSH exam at the ISZ.

The following certificates are accepted:

- DSH 1
- TestDaf (level 3/3/3 sufficient)
- Goethe-Zertifikat B2, C1, KDS, GDS, ZOP
- Telc-Zertifikate B2, C1 and higher

→ Intensive German Language Courses at Saarland University (ISZ = International Study Centre Saar) and language courses attended at Montanuniversität Leoben (ZSBK) **cannot be recognized**.

Intensive courses can be attended before each semester in September at the International Study Centre Saar (ISZ Saar). The course this year is an online course. Please be aware of the application deadlines. It's also possible to attend language courses <https://www.uni-saarland.de/en/institution/isz-saar.html> during the semester at the ISZ Saar.

For other intensive German courses in the winter term, please check the following website: <https://www.uni-saarland.de/en/global/german-courses/erasmus/int-dates.html>

For students who are coming to Saarbrücken in the second year, it's possible to get a reimbursement for the intensive German language course offered by the ISZ Saar (only one course, no housing and only for self-financing students). Therefore, you have to submit the reimbursement form including a proof of payment (for your language course) at the EUSMAT Office. The DSH 1 certificate can be achieved at the ISZ Saar at the Saarland University. A fee will be charged for the exam which cannot be reimbursed by AMASE.

At the [Sprachenzentrum](#) students have the possibility to attend all kinds of language courses during the semester. AMASE students obtain Credit Points for the following languages: **English, German, French, Catalan, Spanish, Swedish and Italian**. Students who already have basic knowledge in these languages have to pass an entry-level test (*Einstufungstest*) before registration. Please be aware of the registration dates.

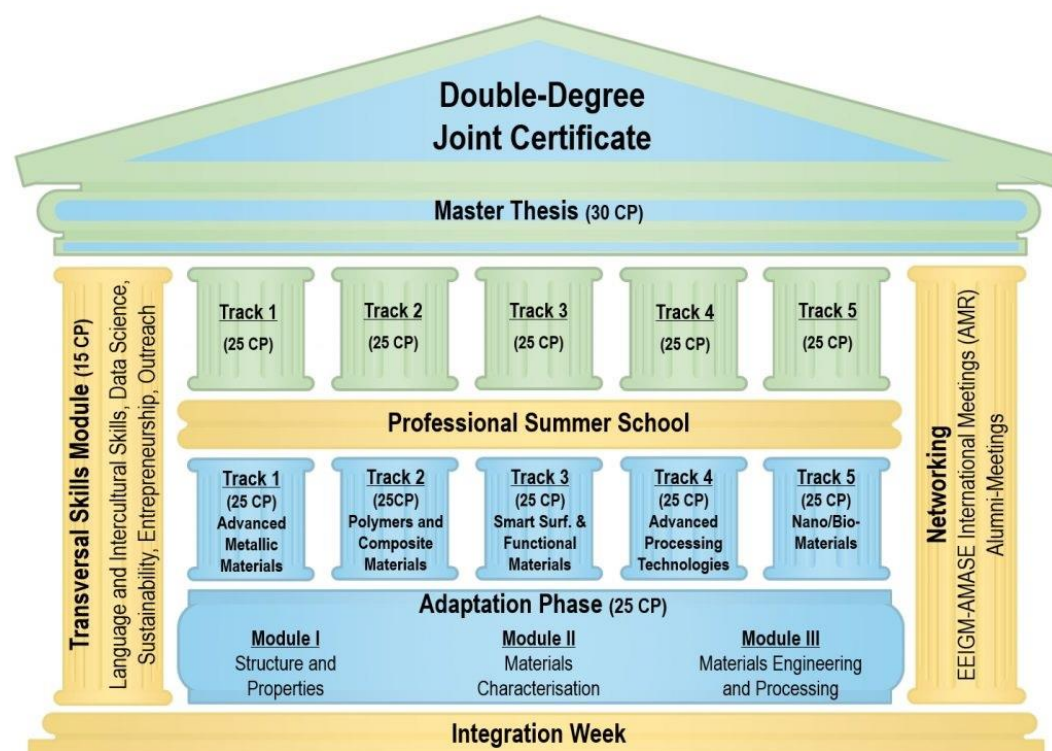
Find more information about the **ISZ Saar**: <https://www.uni-saarland.de/einrichtung/isz-saar.html>

Find more information about the **Sprachenzentrum**: <https://www.szb.uni-saarland.de/>

UdS also offers a free **Tandem programme** so you can improve your language skills and cultural knowledge: <https://www.uni-saarland.de/global/deutschkurse/tandem.html>

9.8. Study regulations at UdS

You can find all the necessary information about exam and study regulations in the "Prüfungsordnung" (<https://www.uni-saarland.de/studium/angebot/master/amase.html> under Ordnungen). The following table gives you an overview on the regulations in the "Prüfungsordnung".



9.8.1. Master's Thesis

In general, you have 6 months to work on your Master's Thesis and you get 30 CP for it. In special cases, e. g. if you are sick and you hand in a medical certificate at the [Prüfungssekretariat \(Examination office\)](#), you can extend the period by up to two months. Once you have finished your Master's Thesis you have to hand in four copies of it, including a declaration that you worked on your own and didn't use any other aids other than the ones indicated. You can find the detailed information in the "Prüfungsordnung".

9.9. Other useful information

9.9.1. Marking System

	Insufficient; failure	Sufficient	Satisfactory	Good	Very Good	Excellent
UdS	5.0	4.0; 3.7	3.3; 3.0; 2.7	2.3; 2.0; 1.7	1.3	1.0

9.9.2. ZiS - Centre for international students

The ZiS is a centre for all international students attending UdS. It organizes a wide range of events like excursions, city tours, cultural and culinary focus days in the Mensa, cultural evenings in the student halls of residence, informal get-togethers and cultural events. You can find all the events in the ZiS Calendar of Events (see website below).

Due to the current pandemic restrictions, all ZiS events will take place in online formats.

You can get in contact at kultur@uni-saarland.de

You can read more information about the intercultural student life here: <https://www.uni-saarland.de/zis>

You might also be interested in joining the *you & me* buddy programme: <http://www.uni-saarland.de/en/global/welcome-center/intercultural-life/you-me>

9.9.3. Sports

The university offers a range of sporting opportunities throughout the week.

You have the opportunity to join group fitness activities for free (for example ZUMBA) or pay a semester fee of approximately €28 per course per month for any other courses. You also have the possibility to use the gym with contract conditions of 3 months, 6 months or a year.

* Please make sure to read about the current online courses. As soon as the on-site outdoor sport programmes can take place, it will be informed on:

<https://www.uni-saarland.de/en/institution/sports.html>

9.10. Contacts

Local Coordinator	EUSMAT Office
Dr.-Ing. Flavio Soldera +49 681 302 70511 f.soldera@matsci.uni-sb.de	Claudia Heß, Manja König, Paulina Urueta, Johanna Sierhaus, Julia Groß +49 681 302 70508 office@eusmat.net

10. Studying in Luleå



LTU campus Luleå

10.1. The City

Luleå is the seat of the Norrbotten County Administration and has a population of about 75.000. The city centre is on a peninsula, so water plays an important part in the lives of Luleå's inhabitants. The Luleå archipelago has over 500 islands. The city has developed into a technological centre in the North of Sweden. The most important corner-stones of this development are metallurgy, education and research, as well as good communications, where Luleå University of Technology has played an important role. The city of Luleå is home to the main campus of Luleå University of Technology – LTU.

10.1.1. Guide for international Students:

<https://www.ltu.se/edu/nystudent?!=en>

10.2. Visa Issues and Residence Permit

If you would like to apply for a visa for Sweden in your home country, please have a look at the internet for the legal Swedish representation (Swedish embassy / consulate) in your country.

The application for the Swedish residence permit costs around €150. **For the second year (third semester) in Sweden, you can find the embassy addresses below:**

From UdS to LTU:	From UL to LTU:	From UPC to LTU:
Schwedisches Honorarkonsulat Frankfurt am Main Bockenheimer Landstr. 51-53 60325 Frankfurt am Main, Germany +49 69 794 026 15 konsulat@msa.se	Consulat Suédois, Strasbourg 11, rue du Canal 67400 Illkirch-Graffenstaden, France +33 3 88 39 06 06 consulat.suede.strasbourg@wanadoo.fr	Consulado General de Suecia Calle Mallorca 279, 4-3a 08037 Barcelona, Spain +34 93 488 3505 gkbarcelona@terra.es

For Erasmus Mundus AMASE students:

<https://www.migrationsverket.se/English/Private-individuals/Studying-in-Sweden/Higher-education.html>

If you intend to begin your programme in Sweden and conduct part of your studies in Sweden as a mobility student

If you are to study at a Union programme or a multilateral programme that includes mobility measures and are to begin your studies in the programme in Sweden, you can apply for a residence permit for higher education in Sweden for the entire programme. If you are to study in a different EU country as a part of the programme, you should contact the migration authorities in that country to check if you need to submit a report to them about your planned stay.

Apply for a residence permit for mobility studies that you will begin in Sweden

If you intend to begin your programme in another EU country and conduct part of your studies in Sweden as a mobility student

If you are studying at a Union programme or a multilateral programme that includes mobility measures, you do not need to apply for a residence permit for higher education in Sweden to study at a Swedish university within the programme if you already have a residence permit for this in another EU country. You must instead notify the Swedish Migration Agency of your planned stay in Sweden.

This applies if you are to study at a Swedish university as a part of your educational programme.

Read more about how to make a registration of notification of studies in Sweden.

10.3. Insurance

It is **obligatory** to obtain sufficient health insurance (dental care included) in your home country because you **will not be able to do this in Sweden**.

EU/EEA citizens and citizens from certain countries, which have a mutual health insurance agreement with Sweden, do have the right to the same medical benefits, even though they are non-residents in Sweden. In order to be eligible, you must be registered at a social insurance office in your home country and have the European health insurance card (EHIC-card)

10.4. Accommodation

Current website on accommodation: <https://www.ltu.se/edu/nystudent/Hitta-bostad?l=en>

However, if students find it hard to find accommodation, and they still have not received appropriate accommodation by July, they can contact LTU's International Student Housing and we will put them on our waitlist as well (housing.exchange@ltu.se)

Finding a suitable accommodation is one of the major concerns for international students travelling abroad. In the case of Luleå it can be quite challenging to find a suitable place. That is why we recommend you to sign up and to apply as early as possible. To obtain housing you need to be accepted as a student at the university, but you can register and put yourself in line years in advance. Once you have been accepted you can start actively applying for accommodation (<https://www.ltu.se/edu/bli-student/din-studietid/Bostader?l=en>)

It is also possible to sublease an apartment. You can find such offerings at [Blocket.se](https://www.blocket.se). These websites are in Swedish, but you can use DeepL Translate Service to read them.

Another recommendation is Fastigheter Lina, a landlord that specializes in furnished apartments for short term stays. See their website for more details: Lägenhetshotell - Fastigheter Lina.

More websites that list landlords and available apartments in Luleå:

[Hyrabostad.se](https://www.hyrabostad.se)

[Lägenhet.se](https://www.lagenhet.se)

[Kvalster.se](https://www.kvalster.se)

<http://gammelstadsgasthem.se/>

<https://www.ltu.se/edu/Exchange-Studies/Bostad/Housing-information-for-Erasmus-Mundus-1.145808?l=en>

In Facebook you can find new apartment -announcements in the group:

Ge tak åt en student @ LTU

In Sweden it is hard to find housing in July or August due to the long summer vacations, so you should start looking as soon as possible.

10.4.1. Monthly living expenses

Count on using **approximately 7.600 – 8000 SEK per month**. But remember, personal lifestyles cause this to vary.

- Accommodation: Approx. 3500 SEK
- Food: Grocery shopping is more expensive in Sweden. Keep in mind that eating out, even at fast food restaurants, is expensive. Approx. 3000 SEK (less, if you eat lunch at home)
- Books: Approx. 400-600 SEK
- Leisure: 600 SEK and up
- Personal expenses: Don't forget to include the costs of personal expenses such as shampoo, tooth paste, etc.
- Telephone, TV, newspaper: Depends on the individual's use.

10.4.2. Studentbostadsservice

Studentbostadsservice offers student housing in single apartments (some of these have furniture) or two-room apartments (doublet with furniture and shared kitchen and bathroom).

To sign up for Studentbostadsservice, please fill in the application form on the web:

<https://www.studentbostadsservice.se/registrera/>

Student housing areas in Luleå, for both Lulebo and Studentbostadsservice: Porsön, Björkskatan. In all cases, you will have to bring or buy your own bed linen. The cost of an apartment or dorm room is approximately the same. Heating and water are included in the rent, sometimes also the electricity.

Please note that some housing agencies require the rent to be paid for the entire period at the beginning of the semester.

10.5. Registration at LTU

Upon arrival you will get information on the registration procedure. Information about the registration procedure will be given by the International Office at the introductory meeting.

– welcome meeting 2023 will be 21st of august (online and onsite).

10.6. Introductory Meeting

In September, there will be an official welcome meeting for new Master students.

Upon arrival you will receive the programme. At the International Office you will also get practical information about registration, how to use the LTU-web, how to find timetables, etc.

The orientation period for international students takes place at the beginning of the autumn semester. You can find more information here: <https://www.ltu.se/edu/nystudent/vecka1?l=en>



10.7. Swedish and other language courses

LTU offers language courses. The International Office will inform you about how to apply, fees, etc. at the introductory meeting.

10.8. Contacts

Local Coordinator	Student Counsellor
<p>Prof. Dr. Linn Berglund +46(0)920493381 linn.berglund@ltu.se</p> <p>Prof. Dr. Pia Åkerfeldt +46(0)920493381 pia.akerfeldt@ltu.se</p>	<p>Sara Brandell (for general questions about the studies and courses) Kontakt - Luleå tekniska universitet, LTU</p>
International Office	Admission Office
international.office@ltu.se	antagningen@ltu.se

11. Studying in Nancy



11.1. The City

Nancy is a city of about 105.000 inhabitants in the old town and city centre and about 400.000 inhabitants in the urban area. More than 1 out of 5 inhabitants is a student, which makes Nancy a very dynamic city for students. Although its roots lie in the 11th century, the city is full of liveliness and youthful spirit. Those seeking an interesting combination of student and cultural activities will enjoy visiting Nancy.

With its opera, museums, theatres, several famous music festivals (Nancy Jazz Pulsation, Au fond du jardin du Michel, Les nuits de stan ...), many houses for culture and youth presenting a large variety of activities, Nancy is ranked the best city in France (of 250.000 to 500.000 citizens) for cultural attractions.

Architecture is a striking feature of Nancy. In the 18th century, Duke Stanislas, former King of Poland, redeveloped the area linking the old and new towns of Nancy, building his three famous squares ("places" in French) on the esplanade that had replaced part of the city's ramparts. From north to south you will find the Place de la Carrière, Place Royale (today's Place Stanislas) and Place d'Alliance, the last two being built in honor of King Louis XV, Duke Stanislas' son-in-law. The magnificent 18th century buildings in Nancy have been on the list of UNESCO World Heritage since December 1983.

11.2. Visa issues

If you would like to apply for a French visa in your home country, please have a look at the homepage of the legal French representation (French embassy/consulate) in your country.

For the second year (third semester) in France, you can find the embassy addresses below:

Coming from LTU to UL	Coming from UdS to UL	Coming from UPC to UL
Embassy of France in Sweden Kommendörsgatan 13 Po.Box 5135 10243 Stockholm, Sweden +46 8 45 95 300 consulat.stockholmamba@diplomatie.gouv.fr	French Consulate in Saarbrücken Am Ludwigsplatz 10 D - 66117 Saarbrücken +49 681 92799860 info@consulfrance-sarrebruck.org	French Consulate in Barcelona Ronda Universitat, 22 Bis, 4 08007 Barcelona, Spain +34 932 703 000 https://francevisas.gouv.fr/fr_FR/web/france-visas
Coming from MUL to UL	Coming from UNIPD to UL	
French Consulate in Austria Technikerstraße 2 1040 Vienna, Austria +43 1 502 750 contact@ambafrance-at.org www.ambafrance-at.org	French Consulate in Italy Via Cesate Mangili, 1 20121 Milan, Italy +39-0265-59141 cogefrmi@tin.it https://it.ambafrance.org/Demande-un-visa-pour-la-France-en-Italie-9476	

11.3. Insurance

In France, health insurance (or Social Security as it is more commonly known) is mandatory to all students. You must pay for your healthcare up front, your visits to the doctor and your medication. Your expenses are partially reimbursed by the Social Security. The remainder of the expenses is at your own costs. You may pay directly yourself or subscribe for a complementary health insurance (optional) that will cover such extra expenses.

When coming to France, it is also highly advised that scholarship holders are also health insured with the health insurance cover plan that EUSMAT offers to students. So, if you're an EM-scholarship holder, we advise you to take out the regular French health insurance and the health insurance provided by EUSMAT. For more information on this insurance please contact EUSMAT. Having a French Social Security number will allow you to be registered at a national level and will be acknowledged by social institutions like Caisse d'Allocations Familiales or others more easily.

If you are an EM-Scholarship holder, you will be offered a health insurance by EUSMAT. This health insurance will cover all eventualities that need to be covered according to the EU. For more detailed information, see section [5. Insurance](#).

11.4. Bank account and money

Consider opening a bank account as soon as you arrive in France. Most of the procedures and payments are made by credit card. A foreign student residing in France can open a bank account in any bank in France.

By opening a bank account, you will be given a credit card and a cheque book. Thanks to your bank account number (IBAN), you can easily set up stand of orders for your various subscriptions. In case of difficulty in opening a bank account, go to Banque de France.

In order to rent a flat in France, usually a French bank account is required. A lot of different banks offer accounts for free or for little charge (BNP, Crédit Lyonnais, Crédit mutuel, etc.).

11.5 Registration in Nancy

Upon arrival, the University of Lorraine provides an office to guide you in your administrative tasks. This office is called the "guichet unique". The guichet unique is located in the city centre at **34, cours Léopold, 54000 Nancy**. It is recommended that you visit the website, which is a sub-section of the website of the University of Lorraine: <https://welcome.univ-lorraine.fr/en/contacts/>

If you come from a Member State of the European Union, you do not need a residence permit to stay and study in France. If you come from another country, the residence permit is mandatory. Once in France, depending on the type of visa issued to you, you may have to complete residence formalities to reside in France.

You have a Long Stay Visa valid as a residence permit (VLS-TS) Student or a VLS-TS Intern: Within 2 months of your arrival in France, you must have your VLS-TS validated online. Your visa will then have the same value as a residence permit and will give you access to the same rights.

If you lose your passport

- You must contact the consulate/embassy of your country of origin so that they can issue a replacement passport. Then, you have to go to the "préfecture" (French national police) to get your "carte de séjour".

If your address changes within the département (within Meurthe-et-Moselle)

- You must notify the "préfecture" of your change of address.

If your address changes to somewhere outside the département (no longer Meurthe-et-Moselle)

- You must notify the "préfecture" of your new département of your change of address.

11.6 Accommodation in Nancy

Please note that in France, it's mandatory to have a house insurance. You can take out an insurance contract with a general insurance agent, a broker, a bank, or an insurance MGEL also provides insurance services. This information is valid regardless of the chosen type of housing.

In France, just as in Sweden, it is hard to find housing in July or August due to the long summer vacations, so you should start looking as soon as possible.

11.6.1 CROUS student residences

CROUS is the "Centre Régional des Œuvres Universitaires et Scolaires".

In May, selected international students will be contacted by the EEIGM International Relations Department regarding CROUS formalities if they wish to stay in this type of housing. Be aware that students may not get their first choice of housing when choosing a CROUS apartment.

The students staying in Nancy for the whole academic year commit themselves to staying in the residence and pay rent for 10 months (from September 1st to June 30th): there is no possibility to change accommodation during the year.

List of CROUS Residences in Nancy:

<http://www.crous-lorraine.fr/logements/carte-des-logement/>

11.6.2 Private residences close to the EEIGM

There are 3 private residences close to the EEIGM:

- "Les Estudines Stanislas" (2 minute walk):
48 avenue du XXIème Corps in Nancy; average price : €500-€600 per month (furnished studios; all service charges included)
„Les Estudines Saint Dizier" (14 minute walk)
11 rue St Jean in Nancy; average price : €500-€600 per month (furnished studios; all service charges included)
<https://www.estudines.com/uk/residence-housing-student-nancy-9-27.html>
"Les Grands Moulins" (10 minute walk):
45, rue de Châteaux-Salins in Nancy;
average price: €500 per month (all service charges including electricity and heating=
<https://mgellogement.fr/batiment/residence-les-grands-moulins/>
- "Le Major" (30 minute walk):
92/94, Avenue du Général Leclerc in Nancy;
Average price: €500 + electricity (electric heaters)
<https://mgellogement.fr/batiment/residence-le-major/>
- "Carmes" (15 minute walk)
3 rue des Carmes in Nancy
Average price: €460
<https://mgellogement.fr/batiment/residence-carmes/>
- "Espace 88" (5 minute walk):
29, rue Henri Bazin in Nancy;

average price: €400 including service charges but heating is extra.

<https://www.nancy.fr/tous-nos-annuaires/annuaire-nancy-pratique-922/residence-espace-88-298.html>

11.6.3 Shared flats with seniors

- "Untoit2générations" in Nancy
untoit2generations.fr
E-mail: contact@untoit2generations.fr
Maison de l'Habitat et du Développement Durable
22-24 Viaduc Kennedy-Esplanade Philippe Seguin-54000 NANCY
Tél: 03.54.50.20.40
- "Ensemble2Générations"-Nancy
www.ensemble2generations.fr
E-mail: nancy@ensemble2generations.fr
Tél: 06.58.83.12.19

11.6.4 Private rooms, studios or individual/shared flats

Information regarding private housing available at: <https://welcome.univ-lorraine.fr/en/find-yourhome-sweet-home/>

If you wish to share a flat with French students, we will transmit your request to the EEIGM student's association, but we cannot guarantee a positive result.

Please note: For a lot of types of accommodations, you will need a financial **"guarantor"**. The EEIGM can be the personal guarantor **only for non-EU students living in a CROUS residence**.

11.6.5 Caution

- Furnished apartment: maximum two monthly rents plus running costs
- Unfurnished apartments: maximum one monthly rent plus running costs

11.6.6 CAF – housing assistance

You may be eligible to student accommodation support from the CAF (Caisse d'allocations familiales – Family Benefits Agency). This aid is under conditions of resources and situation. For this, you must be a student, have a rental agreement in your name and not have any children under your care. For non-EU students, you will need a residence permit that is valid for over 3 months. You may complete your application on-line via the following: <https://www.caf.fr/allocataires/aides-et-demarches/droits-et-prestations>

Non-EU students: you are not eligible for these grants if you do not have a valid residence permit (residence permit or visa validation confirmation).

11.6.7 Important

- Do not pay before signing a "contrat de bail".
- You do not have to pay to visit an apartment, nor to access an offer, ...

- The owner does not have the right to ask you for additional guarantees other than the security deposit provided for in the contract. Students have been asked for "extra" and "illegal" guarantees for the simple reason that they are not French, for the guarantee of furniture.....
- Beware of landlords who ask you to pay cash.

11.6.8 Free furniture

<https://www.toutdonner.com/dons/meubles/grand-est/meurthe-et-moselle/nancy/>

http://www.recupe.net/recherche_dons.php?code_reg=LOR

<https://donnons.org/annonces/Meurthe-et-Moselle>

<https://www.leboncoin.fr/>

11.6.9 Monthly living expenses

Count on using **approximately €750-€800 in Nancy per month**. But remember, personal lifestyles cause this to vary.

- Accommodation: Approx. €350–€500
- Food:
 - Grocery shopping approx. €200-€250
 - Lunch at university, Resto U: €3,40
 - Eating out (Main course): <€10 for fast food, €10-€15 bistro, €10–€30 regular restaurant.
- Leisure: approx. €150 (cinema, going out, sports), in France there are a lot of student discounts, e.g. for the train (Carte Jeune), sometimes museums are free.
- Don't forget to include the costs of personal expenses such as cosmetics, clothes, phone, books etc.

11.7 Introductory Meeting

The introductory meeting is held every year at EEIGM during the first or second week of September. Relevant information on EEIGM can be found at the following link: <https://eeigm.univ-lorraine.fr/>

At the start of each academic year the University of Lorraine organises a welcome day dedicated to foreign students so that they can get acquainted with the city and university.

11.8 Master's Thesis

Your master's thesis is going to be financed by the Nancy's laboratories (ca. €600/month). You can find more information here: <https://www.service-public.fr/professionnels-entreprises/vosdroits/F32131>

11.9 French and other language courses

All scientific courses are given in French. As a European school, a specialty of EEIGM is being able to provide high-quality language courses in French, German and English. It is also possible to attend intensive French language courses in late August and early September.

11.10 Other useful Information

11.10.1 Registration at EEIGM

In France, AMASE is hosted by EEIGM, the École Européenne d'Ingénieurs en Génie des Matériaux. The school is well-situated in the city centre, approximately 300 meters from "Place Stanislas" and the city garden "La Pépinière" and just beside the school of architecture and Engineering school of industrial systems (ENSGSI). EEIGM is part of the newly founded University of Lorraine. The University of Lorraine (UL) is the result of the fusion of the following four universities:

Nancy-I, Nancy-II, Paul-Verlaine – Metz, and Institut National Polytechnique de Lorraine.

The registration occurs after the introductory meeting. You are invited to contact the local coordinator or the secretariat before your arrival. You don't need to pay local registration fees, as these are directly transferred from the AMASE participation fees.




There is a university restaurant close to the EEIGM within 5 minutes walking distance (cost of a full meal: €3,40).

11.10.2 Student activities at EEIGM

The "Bureau des Élèves" (BDE) of EEIGM is an association that groups all the different student clubs together. It organizes and promotes many actions like the Gala, 24 hours of Stan, Aquacities, the Cabaret Night, etc. No doubt you will find a club that fits your interests.

There are several possibilities of joining sports clubs as well.

11.11 Contacts

Local coordinator	Head of Students Affaires
 <p>Prof. Dr. David Horwat +33 3 83 58 42 52 david.horwat@univ-lorraine.fr</p>	 <p>Dominique Stirnemann dominique.stirnemann@univ-lorraine.fr</p>
International Coordinator	
 <p>Héloïse Patela heloise.patela@univ-lorraine.fr</p>	

12. Studying in Barcelona



Barcelona, Spain

12.1 The City

Barcelona is the capital of Catalonia and with a population of about 1.620.000 citizens, the second largest city in Spain. Europe's largest metropolis on the Mediterranean coast is located between the mouths of the rivers Llobregat and Besòs and bounded to the west by the Serra de Collserola bridge.

Barcelona is a bilingual city: Catalan and Spanish are both official languages and widely spoken. Since the arrival of democracy, the Catalan culture (very much repressed during the

dictatorship of Franco) has been promoted, both by artworks from the past and by stimulating the creation of new ones.

Barcelona has boomed since the early 1990s, when preparations for the Olympic Games wrenched it into modernity, and today it remains well in the vanguard of other Spanish cities. Nowadays, it is an important cultural centre and has a rich cultural heritage. Particularly renowned are architectural works of Antoni Gaudí (Sagrada Família, Parc Güell etc.) and Lluís Domènech i Montaner (Palau de la Música Catalana) that have been designated UNESCO World Heritage Sites.

Barcelona is the most popular tourist destination in Spain (with over 5 million tourists every year). In every way, Barcelona is worth staying for a while, as a tourist, a student or for work. It is a city full of interesting museums, expositions, beautiful architecture, venues for music and theatre as well as sports events. Especially in summer, life takes place outside, where creativity has no limits. As Barcelona is surrounded by beaches and mountains, there are many possibilities to spend some time outside the city and enjoy nature.

The Universitat Politècnica de Catalunya (UPC) is a university with a consolidated worldwide reputation and an international vision that generates technological innovation and attracts talent. The objectives of UPC are based on internationalization, as it is Spain's technical university with the highest number of international PhD students and the highest number of international Master's Degree students (more than 2.000 foreign students from all over the world enrolling each year).

An appealing range of educational programmes has positioned the University as a welcoming place for the exchange of knowledge: Science, technical fields, technology and architecture form the core of its personality.

12.2 Visa issues

12.2.1 Visa application for Spain and/or student residence permit

The legal procedures information is updated at the [UPC International Relations Bureau](#). If you have more questions, please contact Eulalia Miñarro at the following address: maria.eulalia.minarro@upc.edu.

Please contact your closest Spanish embassy or consulate and find out their requirements.

The following documents are usually requested:

- Document that states the AMASE Master participation fees
- Admission letter to the AMASE Master
- Criminal records certificate from your home country
- Some document stating that you have enough economic resources for your stay
- Some certificate or document about your health and/or travel insurance
- The address of your accommodation in Barcelona

Some of these might not be requested and others that are not in this list might be needed for your visa application. That is why we advise you to directly contact the Spanish embassy/consulate.

For the second year (third semester) in Spain, you can find the embassy addresses below:

Coming from LTU to UPC	Coming from UL to UPC	Coming from UdS to UPC
Embassy of Spain in Stockholm Stockholm o/y Djurgardsvagen, 21, Sweden +46 8 522 808 00 embespse@mail.mae.es	Consulate-General of Spain in Strasbourg 13, Quai Kléber 67000 Strasbourg, France +33 3 8832 6727 cog.estraburgo@mae.es	Consulate of Spain in Frankfurt Nibelungenplatz, 3 60318 Frankfurt am Main, Germany +49 (0)69 959 1660 cog.frankfort@maec.es
Coming from MUL to UPC	Coming from UNIPD to UPC	
Consulate of Spain in Austria Argentinierstrabe 34 1040 Vienna, Austria +43-1-505-5788 emb.viena@maec.es	Consulate of Spain in Italy Via Fatebenefratelli 26 20121 Milano, Italy +39-2-6328831 cog.milan@maec.es	

12.3 Insurance and health assistance

All students are required to have an insurance covering medical care, repatriation and civil liability.

EU students:

EU students have to obtain their EUROPEAN HEALTH INSURANCE CARD, through their National Health Service, in their country of origin and before coming to Spain. The European Health Insurance Card is a free card that gives you access to medically necessary, state-provided healthcare during a temporary stay in any of the 28 EU countries, Iceland, Lichtenstein, Norway and Switzerland, under the same conditions and at the same cost (free in some countries) as people insured in that country. You can find more information about it in the following link: <http://ec.europa.eu/social/main.jsp?catId=559&langId=en>

This card certifies your right to receive medical care in the European Union and must be presented to receive it. In Spain, you must address yourselves to the medical centres of the “Seguridad Social” (Primary Medical Attention Centres, called C.A.P., and

public hospitals). Important note: depending on the agreements between the Spanish Social Security and the one in your home country, and depending on the different medical coverages in each EU country, availability of services can differ, especially if you are following a medical treatment. In most cases, the coverage is for emergencies and consulting a general doctor (in Spanish, called "médico de cabecera", or in Catalan, called "metge de capçalera"), in any of the hospitals or CAPs of the Spanish public health system. The EU health card does not cover you for other expenses like repatriation, civil liability, etc therefore, during the application process, EU students must also deliver a copy of an international insurance covering repatriation and civil liability.

Non-EU students:

Students from outside the European Union are already required to purchase a private health insurance to obtain the Spanish students visa. Once in Spain and depending on the length of their studies here, they would have to renew it or to acquire another one in Spain that can guarantee that they will count with medical care during their stay in Spain and that they are covered in case repatriation is needed.

12.4 Inclusion, accessibility and psychological guidance service

If you have special needs, please contact the Mobility Office of the International Relations Bureau as soon as possible with all the information about your case. In that way we can prepare your arrival with all the corresponding services. You can also check the UPC Inclusion website for more information on the services offered: [UPC Inclusion Website](#).

On the other hand, if you think that you need psychological support, the UPC Inclusion Service also offers a service of psychological assessment to UPC students: [UPC Psychological Guidance Service](#).

12.5 Registration in Barcelona

At the beginning of your stay at UPC it is extremely important that you complete some legal requirements. These will be needed for a visa extension.

To help you with this, the staff of UPC International Students Office (ISO) offers information sessions for international students that you must attend. In these sessions, apart from the explanation of the legal procedures that you must complete, they will provide you with practical information on language courses and different services offered by the university. The ISO (OMI in Catalan) will offer two sessions for non-European students scheduled in September. You can contact the ISO office to obtain more information.

Their address is the following:

International Student Office

Campus Nord, Building C-3, Telecom Square
Carrer Jordi Girona, 1-3
08034 Barcelona
+34 934016937
oficina.mobilitat.international@upc.edu

12.6 Accommodation in Barcelona

Accommodation is one of the key issues for international students travelling abroad. In the case of Barcelona, finding a suitable place in certain periods can be very hard. For most Spanish universities the academic year begins in September, so it becomes essential to book accommodation in advance.

As far as long-term accommodation is concerned, there are two main options in Barcelona:

- Staying at an on-campus residence hall.
- Staying in a shared flat with other students.

Finding accommodation in Barcelona can be very hard in certain periods of the year, so please start your search as soon as possible.

Some considerations about both options:

Residence hall

- 😊 Advantage: Proximity and more comfortable
- 😞 Disadvantage: Less independent than an apartment, rare to find, quite expensive
- 👉 Price: a single room with a kitchen costs €895 per month; a double room costs €690 per month.

Shared flats:

- 😊 Advantage: you can benefit from the experience of being with other students from different areas in Catalonia or from other countries. The flat can be closer to the city centre (depending on the area where you choose your apartment) and may be a little bit cheaper.
- 😞 Disadvantage: It is not as easy as booking a room in a residence, because you have to look for it on your own. This can be done through "Barcelona Housing Service for Students (BHSS)" (see contact details below).
- 👉 Price: depends on the area, flat conditions and the expenses that are included. The average price is around €400–€600 per month for a single room.

Here you can find a list of useful websites for both options:

Residence halls:

- <https://xiordiagonalbesos.es/> → residence hall on campus. Opened in 2019.
- <https://residenciasuniversitarias.es/residencias-universitarias-en-barcelona/>
- <https://www.resa.es/en/>
- <https://www.consejocolegiosmayores.es/directorio/colegios-y-universidades/barcelona/>

Shared flats:

- Barcelona Housing Service for students
www.bcn-housing-students.com
info@bcn-housing-students.com
C/ Torrent de l'Olla, 219
08012 Barcelona, Spain
- Phone: +34 93 238 90 72
- Uniplaces, www.uniplaces.com
- Housinganywhere, www.housinganywhere.com

- Beroomers, www.beroomers.com
- BCU Housing, <https://bcu.cat/en/accommodation-in-barcelona/>

UPC also wants to warn you about an increasing number of alleged housing agencies that require an ADVANCE payment to furnish you a list of available apartments. Many of these agencies are not reliable and, after receiving the payment, they do not offer the stated services. **It is recommendable, when renting in shared flats, to see the room before making any payment.**

12.6.1 Monthly living expenses

Count on using **approximately €900–€1,000** in Barcelona per month. Remember, personal lifestyles cause this to vary.

- Accommodation: Approx. €400 – €600 in a shared flat
- Food: Grocery shopping approx. €250
 - Lunch at university: €8
 - Lunch menu in the city centre: €12–€20
- 10-trip bus and metro travel card: €11,35 (1 zone)
- Cinema ticket: €9/ Cinema discount day: €4 (usually Wednesday & Thursday)
- Don't forget to include the costs of personal expenses such as cosmetics, clothes, phone, books etc.

12.6.2 Barcelona public transport system

The Barcelona area has an extensive public transport network. The TMB network is composed of the metro (eight lines), the bus (over 100 lines), the Tram, the Montjuïc cable car and funicular railway, and the Tourist Bus.

With the corresponding TMB ticket (check the zones), you can also take the train (Rodalies Renfe) and the Catalan railway (Ferrocarrils de la Generalitat de Catalunya, FGC) to get to and from the cities and towns around Barcelona.

You can check timetables, ticket prices, etc. on the website of the Barcelona public transport service, "Transports Metropolitans de Barcelona" (TMB):

www.tmb.cat/en/home

You can also find metro and bus maps on the same website. These are the most frequently used travel cards within the city of Barcelona:

- Single Ticket: Valid for a one-way trip by metro or bus. It costs € 2,20.
- T-CASUAL: Valid for ten trips by bus or metro. You can switch from any bus to a different one or from the metro to any bus within 1 hour and 15 minutes while only paying once. It costs €11,35.
- T-USUAL: Valid for an unlimited number of trips by metro or bus within 30 consecutive days. At the moment costs €20.
- T-JOVE: Valid for unlimited number of trips by metro and bus within 90 consecutive days. Only students under 30 may buy it. The cost is €40. The Barcelona Transportation website offers other travel cards as well.

The Barcelona Transportation website offers other travel cards as well.

The digital contactless T-mobilitat system is being introduced progressively and allows you to have all your transport tickets in one place. You can choose a physical and/or mobile card. Find out more at and register to have the T-mobilitat card at: <https://tickets.tmb.cat/ca>

The bicycle sharing system, named BICING, has quickly become very popular among the locals of Barcelona. The purpose of it has always been to make it easier for you to travel short distances within the city, for less than €5 per month (although you have to pay for a whole year). Apart from that, using Bicing is of course a great way of eliminating pollution, noise and traffic congestion that the vehicles create in Barcelona, and, therefore, is probably the best means of transport you can choose when starting your life in the city. You can find more information on the Bicing website: <https://www.bicing.barcelona/nou-servei-bicing>

12.7 How to arrive

From the airport to the city centre:

- By bus: you must take a blue bus called Aerobus right outside the terminal at the airport. Get off at Plaça de Catalunya (Catalonia Square).
- By train or metro: trains leave the airport every 1/2 hour. The train terminal is located at the airport (at T2). Train stops in Barcelona-Sants, Passeig de Gràcia, Barcelona Clot-Aragó.
- By taxi: the ride from the airport costs around €30 and the trip takes 20 to 30 minutes.

How to reach EEBE

UPC has nine campuses in Catalonia, three of them in Barcelona. The Barcelona East School of Engineering (EEBE) is located at Campus Diagonal-Besòs, opened in academic year 2016-2017 in an area of growth between Barcelona and Sant Adrià de Besòs.

The Diagonal-Besòs Campus has good communications with Sant Adrià del Besòs, Barcelona and its metropolitan area. <https://eebe.upc.edu/en/the-school/how-to-arrive>

The Office of AMASE is located in the Administration Offices of EEBE. The first thing you need to do at UPC is to register for the AMASE Programme. Please contact:

UPC EEBE

Barcelona East School of Engineering EEBE
International Relations Office

Av. de l'Eduard Maristany, 16. Building A
08019 Barcelona
Email: mobilitat.eebe@upc.edu

The Department of Materials Science and Engineering is located at Building A.

12.8 Introductory Meeting

The Introductory Meeting includes activities to help you become familiar with UPC-BarcelonaTech and the way of life in Catalonia. It includes the study structure, finding your way around the university and the answering of general questions.

The date for this year's Introductory Meeting will be informed in the following weeks. You will be contacted again by the Department of Mobilitat EEBE.

12.9 Enrolment at UPC

Before you arrive in Barcelona, EEBE will inform you about the admission procedure at EEBE. After checking out the applications, the International Relations office will send the confirmation of the admission to the candidates and will provide them the necessary information for the enrolment.

12.10 Language courses

To take the language credits included in the syllabus, the student must choose one of the institutions with which the UPC has agreements specifically for the AMASE program: the UB (Universitat de Barcelona) through its [school of languages](#) and the UPF (Universitat Pompeu Fabra) through its institution [Idiomes UPF](#). The process of registration, leveling and enrolment is the responsibility of the student, but the cost of enrolment is the responsibility of the programme. Students are advised to choose a morning timetable when choosing languages so as not to overlap with the subjects of the master's degree (mostly in the afternoon).

12.10.1 Catalan language courses

These courses are provided by the Language and Terminology Service of UPC-BarcelonaTech. The aim is for students to quickly gain listening comprehension skills in Catalan so that they can follow lectures more easily. Students can later enroll in advanced level courses and obtain official certificates.

Servei de Llengües i Terminologie

Campus Diagonal Nord, Edifici VX (Vèrtex). Pl. Eusebi Güell
6 08034 Barcelona
+93 401 74 97
<https://www.upc.edu/slt/en/contact>

You can also learn Catalan via [parla.cat](http://www.parla.cat), a collection of online resources for learning Catalan:

http://www.parla.cat/pres_catalaenlinia/AppPHP/login/index.php

Catalan Courses can also be done at **Consorci per a la Normalització Lingüística (CPNL)**: <https://www.cpnl.cat/>.

The initial levels of Catalan are free, advanced language courses are not.

12.10.2 Spanish language courses

It is possible to take Spanish courses at the university language schools. You will pay the same fees as their own members. There is also the possibility of preparing for official Spanish language examinations such as the DELE, which is awarded by the Spanish Ministry of Education.

Further information is available at:

Servei de Llengues i Terminologia

Campus Diagonal Nord, Edifici VX (Vèrtex). Pl. Eusebi Guell 6
08034 Barcelona
+34 93 401 74 97
<https://www.upc.edu/slt/en/learn-spanish>

12.10.3 Other language courses

Please find below a list of language schools that provide courses during your stay.

- [Institut d'Estudis Nord-americans](#)
- [Institut Français](#)
- [British Institute](#)
- [Goethe Institut](#)

12.11 Other useful Information

12.11.1 Sports

Many sports and cultural activities are organized at UPC. Please look at the web site of ESPORTS of UPC or just visit the Office:

ESPORTS UPC

C/ Jordi Girona, 3
Building PE - Campus Nord
08034 Barcelona

+34 93 401 17 16
info.esports@upc.edu
www.upc.edu/esports

12.11.2 Basic tourist information

If you arrive in Barcelona before the Welcome Day and you have booked your accommodation, the first thing we recommend you to do is to check the area where you will be living. Getting familiar with your neighbourhood is important in order to learn basic things such as the location of the closest metro and bus stops, bakeries, supermarkets, pharmacies and so on.

The city of Barcelona is located between the sea and the mountains. You can walk to the beach from the centre down the famous Ramblas. And its mountains of Montjuïc and Tibidabo are beautiful viewpoints from where you can have an excellent panoramic view of the city.

Discover how to enjoy the city:

- <https://www.barcelonaturisme.com/wv3/en/>
- <https://www.barcelonaturisme.com/wv3/en/page/39/agenda.html>
- [UPCArts](#), the cultural community of the UPC.

Catalan cuisine is part of Mediterranean cuisine rooted in the use of local and seasonal products. You cannot miss their “pa amb tomàquet” (bread with tomato).

12.12 Contacts

Local Coordinator:	EEBE International Office
Prof. Dr. Gemma Fargas Ribas + 34 93 4137449 gemma.fargas@upc.edu	Alba Mellado / Mati Torné +34 93 4137 407 / 345 mobilitat.eebe@upc.edu

13. Studying in Leoben

13.1. The City



MUL Campus, Leoben

Leoben is a city in the state of Styria in central Austria. It is located on the Mur river and has a population of about 25,000. Walking around the beautiful city you can find numerous historic sites with medieval buildings reflecting its large history dating from 1263 as well as modern museums and contemporary restaurants. One of the most famous buildings in Leoben is the Schwammerlturm, which has stood for centuries in the heart of the city. Another symbol of the city is the Pestsaule monument located in the main town square, which stands as tribute to citizens who survived the plague during the Middle Ages. Museums, theatres and art galleries are also part of the best attractions in Leoben. One you shouldn't miss is the Gösser Braumuseum, which provides a great insight into the beer brewing world. And if you are a chocolate or coffee lover, you definitely should visit the beautiful Café Konditorei Steinscherer and take part in the famous and delicious Schokofest.

Even though Leoben is the hometown of many other great festivals, nightclubs and shopping passages; this city also portrays a beautiful landscape - forest, mountains, rivers. Take a break and go hiking or river rafting! Also explore the numerous bike routes in Leoben and enjoy riding your bicycle along the Mur river as sport or recreation.

Leoben hosts the Montanuniversität Leoben, an international institution specialized on mining, metallurgy and materials. It is the home of approx. 4,000 students from all around the world.

13.1.1. Guide for international students

Contact the International Study Services Team to get the newest version of the official guide book for international students of MUL.

13.2. Visa and residence permit issues

Students (third country nationals) who are going to stay in Austria for less than six months can apply for a **Visa D** at the competent Austrian representative authority in their country of residence. Please have a look at the homepage of the legal Austrian representation (Austrian embassy/consulate) in your country. For more information, please consult the following website: <https://oead.at/en/to-austria/entry-and-residence/visa-c-or-visa-d/#checklist>

Students (third country nationals) who are going to stay in Austria for more than six months and have been admitted to study at Montanuniversität Leoben have to apply for a **residence permit student**. For further information, please consult the following website: <https://oead.at/en/to-austria/entry-and-residence/residence-permit-student-no-mobility-programme> or contact the International Study Services Team of the Study Support Center of Montanuniversität Leoben.

Important! You must prove to have sufficient funds in your bank account to get your visa or residence permit student approved. Please inform the Study Support Center if you hold a Residence Permit-Student from another EU member state. The Study Support Center can support you in finding the right visa or residence title, please get in touch well in advance.

For the second year (third semester) in Austria, you can find the embassy addresses below:

Coming from UL to MUL	Coming from UdS to MUL	Coming from UPC to MUL
Embassy of Austria in France 29, Avenue de la Paix F-67000 Strassbourg, France +33-3-883-51394 strassburg-gk@bmeia.gv.at	Austrian Consulate in Saarbrücken Bahnhofstrasse 1 (St. Johanner Markt) D-66111 Saarbrücken, Germany +49-68-195-81518 konsulat@rathieri.de	Austrian Consulate in Barcelona Marià Cubí, 7, 1º, 2a E-08006 Barcelona, Spain +349-336-86003 barcelona@consuladodeaustria.com

13.3. Insurance

Health insurance is compulsory and must be proven when applying for a Visa or residence permit student. Make sure that if you are coming to Austria your health insurance covers all requirements.

EU/EEA citizens who have a national health insurance in their home country and who stay temporary in Austria can apply for the European Health Insurance Card (EHIC) with their national health insurance provider.

Students from third countries (non-EU/EEA/Swiss citizens) will only get a residence title for staying for more than six months if they can provide proof of having a "health insurance covering all risks". Travel health insurance policies are only sufficient for the period between entering Austria and taking out a "health insurance covering all risks". In this case applicants have to provide proof of having taken out a travel health insurance (insurance cover well over 30,000 Euro including guarantee to cover possible recovery and repatriation costs and costs for treatment of the **COVID-19** disease) and they have to document the probability that they will take out a "health insurance covering all risks" after entering Austria.

Please contact the Study Support Center if you want to take out Austrian public health insurance after your arrival in Austria.

Alternatively, international students can also take out a private health insurance. Note though that a private health insurance must be equal to an Austrian compulsory insurance (gesetzliche Pflichtversicherung) to fulfill the residence title requirements.

For Erasmus Mundus students: EUSMAT will insure you with Expat&Co as well as a special Austria clause to ensure that it covers all insurance requirements.

13.4. Bank account and money

Students must provide proof of sufficient financial means to cover the living costs when applying for a visa or residence permit student (as of 2023):

- Students under 24 years of age: €613,16 /month
- Students as of the age of 24: €1,110,26/month
- Couples: €1,751,56/month for both
- For each child an additional €171,31 /month

Visa: You have to prove these funds for the planned duration of the visa. The funds have to be in a savings book or bank account that must bear the applicant's name and be accessible from Austria. An alternative possibility would be a declaration of guarantee (or an [Electronic Declaration of Guarantee](#)) of a legal entity or a person living in Austria, the purchase of traveller's cheques or a confirmation of the award of a scholarship. Detailed information can be found under the link mentioned above (1.2. visa and residence permit issues).

Upon request you should be able to **prove the origin of the funds** (possibly also by means of appropriate evidence).

Residence permit student: You have to prove these funds for **twelve months in advance**. The funds have to be in a (foreign) **savings book** or (foreign) **bank account** that must bear the **applicant's name** and be accessible from Austria.

An **alternative** possibility would be a [declaration of guarantee](#) ("Haftungserklärung") of a person residing in the European Union, the purchase of traveller's cheques or a confirmation of the award of a scholarship.

If the **costs for accommodation** exceed €327,91/month [as of 2023], you have to prove **additional funds**. You also have to prove sufficient funds for the necessary **health insurance**. Detailed information can be found under the link mentioned above (1.2. visa and residence permit issues).

Upon request you should be able to **prove the origin of the funds** (possibly also by means of appropriate evidence).

13.5. Registration at MUL

When you are enrolled in an International Joint Master's Programme you have to contact the Study Support Center to receive your student ID card. Please contact the Study Support Center for further information. Please note that if your Entrance or Second University is Saarland University (UdS), you will have to be enrolled at both universities (MUL and UdS) for the full duration of your studies.

Compared to other Austrian cities like Vienna or Graz, Leoben is very affordable. The costs of housing depend on where and in which kind of apartment you live.

13.6. Registration in Leoben

Upon arrival, residents in Austria are required to register their place of residence with the authorities within three working days after their arrival.

Hotels or other providers of lodging are responsible for registering their guests.

Documents needed:

- Completed application form and your landlord's signature if you live in a rented flat.
- Valid passport or travel document

*Registration and change of registration are performed without charge.

After completing the registration process, you will be given a residence registration certificate for your place of residence (Auszug aus dem zentralen Melderegister), which is an important document for e.g. setting up a bank account or applying for a residence title. Please keep this document until the end of your stay. If you move to a new residence you need to change your registration. Three days before you leave Austria again, you have to deregister at the same place.

Citizen Service Center (Rathaus)

Erzherzog-Johann-Straße 2, 8700 Leoben

+43 3842 4062-450 | buergerservice@leoben.at | www.leoben.at

Office hours: Mon-Thu 8am-4pm, Fri 8am-12:30noon

13.6.1. Confirmation of Registration

In addition to residence registration, EU/EEA nationals who plan to stay longer than three months in Austria must also apply for a confirmation of registration (Anmeldebescheinigung) with the municipal authority within 4 months. Attention: Non-compliance with this regulation can lead to a fine of up to 250 Euro!

Bezirkshauptmannschaft Leoben:

Peter-Tunner-Straße 6, 8700 Leoben

+433842 45571-0 | bhln@stmk.gv.at | www.bh-leoben.steiermark.at

Office hours: Mon-Thu 8am-12.30 noon, as well as by appointment

13.6.2. Residence Title

In most cases applicants still have to submit their application for a "Residence Permit – Student" at the competent Austrian representative authority in their country of residence and await the decision there. In case of a positive decision about your application by the residence authority in Austria you can apply for a Visa D at the representative authority to enter Austria. The

representative authority will issue the Visa D for a validity period of four months. Subsequently, you can use your Visa D to enter Austria and collect your residence permit.

Students who are entitled to enter Austria without requiring a visa may also have to submit their application at the locally competent residence authority.

13.6.3. Extension of residence titles

You have to apply for a renewal of your residence title before your current residence title expires (3 months before expiry at the earliest). Until a decision about your application for a renewal is taken you are considered to be lawfully resident in Austria, even if your current residence permit expires. Attention: This is not the same as a Schengen visa!

Only residence titles (residence permits and settlement permits) can be renewed in Austria – it is not possible to have a visa renewed.

13.7. Accommodation in Leoben and living costs

Leoben offers a wide range of housing possibilities. You can find apartments and rooms for rent by private parties or real estate agencies as well as rooms in student residences.

Most international students live in one of Leoben's student dormitories: the OeAD guesthouse Mineroom. More information under: <https://www.oeadstudenthousing.at/en/accommodation/leoben/oead-guesthouse-mineroom/>

The following links include other student halls and accommodation facilities available for students in Leoben. It is recommended that applications are made in due time.

- Student Residences: <https://starter.unileoben.ac.at/en/studying/prospective-students/housing>
- Housing platform of the Austrian student union Leoben: <https://www.wohnen-leoben.at/>
- Hotels in Leoben: steiermark.com
- General information on housing in Leoben: <https://www.leoben.at/buergerinnen/en/bauen-wohnen/>

A typical **monthly budget** in Leoben for one person might look like this:

- Approximate rent €300-€500
- Food (incl. occasional visits to restaurants) €300
- Public Transport €30-€50

Total = **€650–€1000** (excl. expenses for clothing, phone bills, hygiene articles, leisure activities...)

13.8. Other scholarships for international students

- **Adolf Feizlmayr scholarship:** Dipl.-Ing. Adolf Feizlmayr supports foreign students pursuing regular studies at Montanuniversität Leoben with his scholarships. The scholarships are advertised once or twice a year via the newsletter of Montanuniversität Leoben ("Ausschreibung von Stipendien für ausländische Studierende zur

wirtschaftlichen Unterstützung"). The Rectorate decides on the award and the amount of the scholarships on the basis of proposals made by an advisory committee.

- **Scholarships for students from certain states and territories:** Montanuniversität Leoben supports foreign students from certain states and countries who are pursuing regular studies at Montanuniversität Leoben. These scholarships are advertised once or twice a year in the official newsletter („Ausschreibung von Stipendien an Studierende bestimmter ausländischer Staaten und Gebiete") and awarded by the Rectorate on the basis of proposals made by an advisory committee. Applications are ranked in ascending order of merit, which is calculated on the basis of academic success.

*Applications for these scholarships are to be submitted to the address given or to the Rectorate office in accordance with the criteria published in the official newsletter.

- Other options for scholarships can be found in the following websites: <https://grants.at/en/> and <https://studyinaustria.at/de/tipps/fragen-und-antworten/stipendien/>

13.9. German and other languages

Although the language of study in the AMASE programme at MUL is English, the official language of Austria is German.

Each area of Austria has its own dialect - Styria of course, too! "Styrian" is different from "Hochdeutsch" mainly in pronunciation, but also in its slightly more relaxed approach to the difficult German grammatical rules. If you don't know German, we suggest that you make it a priority to at least learn the basics. It will make your time here much more enjoyable!

To acquire or further your German language skills, you can register for German classes at Montanuniversität Leoben at the Center for Language, Education and Culture. However, please be aware that the attended courses do not serve as a sufficient B2-level proof that you're obliged to hand in if your 1st or 2nd University besides Montanuniversität Leoben (MUL) is Saarland University. This is only relevant with the university combination UdS-MUL or MUL-UdS. In order to obtain your master's degree, only the official language courses such as TestDaf, Goethe etc. that are listed on our [website](#) are recognized to demonstrate that you have acquired a B2-level of German.

The course offer encompasses semester courses that take place once or twice a week. They also offer other foreign language courses that could be of interest for you.

Center for Language, Education and Culture:

Mag. Phil. Leonore Peer

Peter-Tunner-Straße 15 / 1st floor, 8700 Leoben

+43 3842 402 6405 | zsbk@unileoben.ac.at | <https://zsbk.unileoben.ac.at/>

Office hours: Mon-Wed 12:30-3:30 pm, Thu 11am-2pm, Fri 8am-1pm, or by appointment.

13.10. Other useful Information

13.10.1. Double Registration in 3rd Semester

During their studies at the Second University of the consortium, AMASE students (EU and non-EU students) who studied the first year in Leoben will need to stay registered at MUL during the 3rd semester. However, please be aware that you have to stay enrolled at MUL and register at your 2nd university as well.

Those who come to MUL in their second year, will also need to be enrolled at MUL during their 1st and 2nd semester, as well as their 4th.

Please note that if your Entrance or Second University is Saarland University (UdS), you will have to be enrolled at both universities (UdS and MUL) for the full duration of your studies.

13.10.2. Sports

The University Sports Institute (USI) offers many different courses (from yoga to canoeing) at a very low price for students and staff. Registration for these classes take place at the beginning of the semester.

Whether summer or winter, indoor or outdoor, Leoben offers numerous opportunities for sports activities. You can find an overview of all sports associations and facilities in the following links:

<https://www.leoben.at/en/service/sports-clubs/>, <https://www.leoben.at/en/service/sports-facilities/>

As the mountains are very close to the city, there is a good offer for hiking tours, mountain biking, climbing and running. Further information can be found here:

<https://www.leoben.at/en/service/outdoor-sports/>

13.10.3. Basic tourist information

Public transport: different bus lines (Travel in the Leoben / Trofaiach area takes place in one fare zone, zone 102) and main railway station. Bicycles

In general, shops are open from Monday to Friday 9:00 – 18:00 and Saturday 9:00 – 12:00.

Some businesses and malls are open until 20:00. Note that apart from a few bakery stores, shops are closed on Sundays and public holidays. Supermarkets generally open at 07:30 and close at 19:00 or even 20:00 (18:00 on Saturdays). Outside these opening hours you can purchase food at the supermarkets in train stations and gas stations.

Life in Leoben: <https://www.leoben.at/en/welcome/life-in-leoben/>

Upcoming events in Leoben: <https://www.leoben.at/en/events-in-leoben/>

Cultural activities: <https://www.leoben.at/en/service/cultural-activities/>

13.11. Contacts

Local Coordinator	Study Support Center
<p>Prof. Dr. Raúl Bermejo Department of Materials Science, Franz Josef-Straße 18, A- 8700 Leoben, Austria</p> <p><u>+43 (0) 3842 – 402 4100</u> <u>raul.bermejo@unileoben.ac.at</u></p>	<p>International Study Services Team Study Support Center Peter Tunner-Straße 23/II, A-8700 Leoben, Austria</p> <p>+43 (0) 3842 – 402 7410 <u>admission@unileoben.ac.at</u></p>

14. Studying in Padua



Padua, Italy

14.1. The City

A city definable as truly student-friendly, Padua hosts over 70,000 students within a population of little more than 210,000 inhabitants: these are the numbers depicting one of the oldest university towns, where student and city life coexist in close proximity on a daily basis.

The student-filled piazzas, the open air of the river banks enjoyed by joggers, a summer aperitif on the Piovego waterfront, not to mention an abundance of cultural, musical and sporting events... all features of a vibrant and welcoming city where students can spend time in places full of history, art and beauty, like

the Botanical Garden where they can go free of charge.

Padua is also well-endowed with parks, green spaces and bicycle lanes (currently 170 km), allowing students to get from A to B quickly and easily, every day. And if the need arises, there is also a car-sharing scheme available, with 28 docking stations. Similarly, people keen on sports are well catered for, with the University Sports Centre (CUS) offering a wide range of activities, individual and team alike.

There are always plenty of opportunities to hear good music, and many of the shops in the city accept the Studiare a Padua Card, which entitles university students and employees to price discounts.

Padua, thanks to its geographical position in the centre of the Veneto flatland, can be reached easily by the most common transportation routes; furthermore, the city provides a network of public services and various other means in order to get around.

The university promotes various initiatives in order to improve sustainable transport in urban areas, gathering ideas, opinions and proposals from its own community of staff and students. We aim to help the city to establish policies that favour more sustainable transport, seeking to reduce air pollution and the emission of greenhouse gases as well as lower energy consumption.

Padua is only one of the Veneto's seven provinces, each of which is home to beautiful natural scenery and internationally renowned works of art. Venice is 30-40 minutes away by train and so is within easy reach, making it the perfect destination for a day trip or even a special night out.

14.1.1. Webpage of reference for incoming double degree students:

<https://www.unipd.it/en/studying-padova/international-joint-programmes/procedures-incoming-students-international-joint>

14.2. Visa and residence permit

Non-EU students residing in non-EU countries must apply for a visa before arriving in Italy if they want to be able to apply for an Italian residence permit (1-year duration, renewable, cost around €100).

Non-EU students residing in EU countries who hold a valid Residence Permit issued by an EU country may apply for the "Dichiarazione di presenza" instead (i.e. a procedure to inform the Police of your presence in Italy, 1-year duration maximum, not renewable, cost: €16,00).

For visas please refer to: <http://vistoperitalia.esteri.it/home/en>

For the second year (third semester) in Italy, you can find the embassy addresses below:

Coming from UL to UNIPD	Coming from UdS to UNIPD	Coming from UPC to UNIPD
Italian Consulate in France 7, Boulevard Clémenceau 57000 Metz, Moselle France +333 873 85870 consolato.metz@esteri.it www.consmetz.esteri.it	Italian Consulate in Germany Kettenhofweg, 1 D-60325 Frankfurt, German + 490 697 531138, + 496 975 310 segreteria.francoforte@esteri.it www.consfrancoforte.esteri.it	Italian Consulate in Barcelona Calle Mallorca, 270 08037 Barcellona, Spain +349-020-50141 segreteria.barcellona@esteri.it www.consbarcellona.esteri.it

14.3. Insurance

EU students may use pre-existing public insurance from their home country. In this case, they need to have the EHIC card.

Non-EU students residing outside EU need a private insurance valid for the visa application, thus submitting a valid insurance card/policy/certificate through the UNIPD application form is recommended.

If you need assistance on the choice of a health insurance valid for both the visa and the residence permit or if you do not have an insurance at the time of completing UNIPD application form, you can send it later by email to mobility.in@unipd.it.

A medical insurance for a Schengen visa must meet the following criteria:

- medical coverage of at least €30,000
- coverage of emergency medical evacuation and repatriation of remains

The medical insurance for the Italian residence permit must meet the following criteria:

- be valid for the whole mobility period (even if -for visa purposes- some Embassies/Consulates accept insurances covering only a short period)
- provide evidence of a national office based in Italy to be contacted in case of emergency.

14.4. Registration at UNIPD

Online registration at UNIPD: <https://www.unipd.it/en/studying-padova/international-joint-programmes/procedures-incoming-students/your-arrival-doublejoint>

All students must fill out the mandatory Application form:

- 15 June for the first semester and the full academic year
- 15 November for the second semester

In order to be enrolled at UNIPD you will need to submit through the online Application form the previous study diplomas giving access to the degree course you are going to attend in Padova:

- Secondary School diploma
- Bachelor's degree diploma (or certificate) and full transcript of records

UNIPD accepts diplomas and transcripts in Italian, English, Spanish, French and Portuguese.

14.5. Accommodation in Padua

If you wish to request on-campus accommodation, you will have to fill in an Accommodation form.

Although double and joint degree students' requests for on-campus accommodation are prioritised, non-European students' and non-Italian residents' requests will be favoured (in consideration of the visa requirements about accommodation).

Padua has a large student population: finding accommodation may be very difficult. Therefore, we warmly recommend that you request a place in the residence halls, keeping in mind that the number of rooms is in any case very limited.

We will provide a Housing guide to help you search for private accommodation if necessary.

Student dormitories consist either of fully-furnished rooms with shared bathrooms and kitchens or of single/shared apartments with a bathroom and a small kitchenette.

- Application: Students will be personally invited by email to fill out the Accommodation form around May/June and the deadline will be clearly indicated in the email.

Price range: €245-€350

Security Deposit: €350

*In order to accept the accommodation offer, you will have to pay the deposit in advance. You will get the deposit back at your departure only if you leave the room as it was and you paid all the monthly rents.

Further info:: <https://www.unipd.it/en/studying-padua/international-joint-programmes/procedures-incoming-students/your-arrival>

14.5.1. Monthly living expenses

Average living costs: €800-€900/month (including grocery shopping + accommodation and bills + personal extras)

- Accommodation in a dorm: €245 - €350/month
- Canteen: €4,60 - €5,70/meal
- Grocery shopping: around €70/week
- Residence permit: around €120/one time

Don't forget to include the costs of personal expenses such as cosmetics, clothes, phone bill, books, etc. and costs for leisure (cinema, going out, sports, etc.)

14.5.2. Canteens

There are 4 University Canteens all around the city.

Price range for exchange students: €4,60 - €5,70 per meal

<https://www.unipd.it/en/canteens>

Find out more about living costs in Padua here: <https://www.unipd.it/en/studying-padova/funding-and-fees/living-costs>

14.6. Italian and other languages

The University Language Centre (CLA) offers a free Italian course of 3 ECTS to all incoming students:

<http://cla.unipd.it/en/courses/italian-courses/>

CLA offers biannual courses (starting in October and in March) to all exchange and double degree students. The diverse language courses cover levels A1 to C2 of the Council of Europe's Common European Framework of Reference for Languages.

Erasmus Mundus students can also attend the Communicative Italian courses held before the start of the semester (in September and in February).

The first Italian course is for free. The registration fee for further courses is €102 per course.

All students are free to use the multimedia facilities and the language laboratory for self-learning; they can also have access to audio-visual and computerised resources.

CLA - Centro Linguistico di Ateneo

Via Venezia, 16 – Padova (Italy)
+39 049 827 6185
didattica.cla@unipd.it
<http://cla.unipd.it/en/>

14.7. Scholarships for self-funded students

The University of Padua, through the Veneto Region funding, supports low-income students (both Italian and international) enrolling in Bachelor's, Single-cycle or Master's degrees and PhD courses.

You can apply online, after you have been enrolled at UNIPD, by filling out the "Richiesta di agevolazioni - Application for benefits", available on your personal Uniweb page.

- **Application window:** usually from mid-July to the end of September.
- **Amount of scholarship:** the amount of the scholarship varies according to your family income and other conditions specified in the Call. Since Erasmus Mundus students won't pay any tuition fee to UNIPD, they can only apply for the monthly allowance, not for fee waivers.
- **Duration of scholarships:** scholarships will be offered for one academic year, provided that you meet certain conditions (academic achievements, number of credits etc.). The request must be renewed every academic year.

In the following website you will find all the scholarships offered by UNIPD, self-funded students should only refer to the "Regione Veneto" Scholarships or the: <https://www.unipd.it/en/scholarships>

*Please note that the next Call for applications (A.Y. 2023/24) will be published in June 2023.

Student Service Office

+39 049 8273131 (Call Centre)
benefici.studenti@unipd.it

In alternative, the Italian Ministry of Foreign Affairs (MAECI) offers post-graduate scholarships to students who are permanent residents in countries other than Italy.

Further info: <https://www.unipd.it/en/scholarships-international-students>

("Scholarships awarded by the Italian Ministry of Foreign Affairs and International Cooperation MAECI")

14.8. Other useful Information

14.8.1. Academic year

The academic year consists of two terms: winter and summer semester.

- First (winter) Semester

Classes, 2nd October 2023 – 20th January 2024

Exams, 22th January – 24th February 2024

- Second (spring) semester

Classes, 26th February – 15th June 2024

Exams, 17th June – 20rd July 2024

*For more information visit: <https://www.unipd.it/en/key-academic-dates>

Orientation activities usually take place before classes begin or during the first week of classes. Further information: <https://www.unipd.it/en/welcome-days-mobility>

14.8.2. Marking System

UNIPD uses the ECTS credit transfer system.

The grades for each exam successfully passed can range from 18 to 30. In case of exceptional performance, the grade is 30 cum laude. In some courses, the grade can be expressed instead as "fail", "sufficient", "satisfactory", "good", "very good" or "excellent".

For other courses and activities, such as the Italian Language Laboratory for exchange students (3 ECTS), the positive assessment is not expressed in terms of a grade but simply as "Pass".

The average/suggested amount for exchange students is 20-30 ECTS per semester (not mandatory for UNIPD). However, **the standard full-time semester load for degree seeking students amounts to 30 ECTS. (AMASE students at least 25)**

1 ECTS credit equals 25 hours of study, including contact hours and self-study.

14.8.3. Student services

SAOS	Welcome Service for Foreign Guests This desk of the International Relations Division assists extra-EU students on immigration-related procedures upon their arrival.
SASSA	The SASSA Service desk from ESU (Regional Agency for the Right to Study) manages the accommodation in the student residence halls and the canteens. https://www.esu.pd.it/en/sassa-service

14.8.4. Buddy Service

The Buddy (i.e. a senior University student) will welcome and support exchange students during their stay. Extra-EU students and students with disabilities do not need to request this service: a Buddy is assigned to them automatically.

European students can request a tutor "Buddy" student before their arrival in Padua using our online form. Students will receive an email when the form is available (June-July and Nov-Dec).

14.8.5. Students with disabilities or learning difficulties

The Student Services Office organises specific initiatives for students with disabilities who wish to participate in an exchange programme.

Students with disabilities or learning difficulties and vulnerable students can arrange for favourable conditions during their stay in Padua by informing the Student Services Office of their condition before they arrive.

Visit the following website: <https://www.unipd.it/en/inclusion-international-mobility>

14.8.6. Psychological and Psychiatric assistance

The Psychological Assistance Service and the Psychiatric Consultancy Service are a point of reference for any students who encounter psychological difficulties during their studies, personal problems or unease (anxiety, relationship problems, and academic performance).

Both services are completely free of charge for all students of the University of Padua.

If you want to know more about this, please consult: <https://www.unipd.it/en/healthcare>

14.8.7. University Sport Centre (CUS)

Sport (athletics, rugby, volleyball, basketball, boat races...) both at competitive and amateur levels; two sport facilities in Padua.

For more information visit: <https://www.cuspadova.it/>

14.8.8. ESN - ERASMUS Student Network

The association of volunteer students who support exchange students during their international mobility in Padua.

ESN assists exchange students by answering their questions and helping them in dealing with any kind of issue they might have.

ESN also organises activities, trips and parties to promote Italian culture with the aim to create a positive environment where everybody can feel at ease and make new friends.

For more information visit: <https://padova.esn.it/>

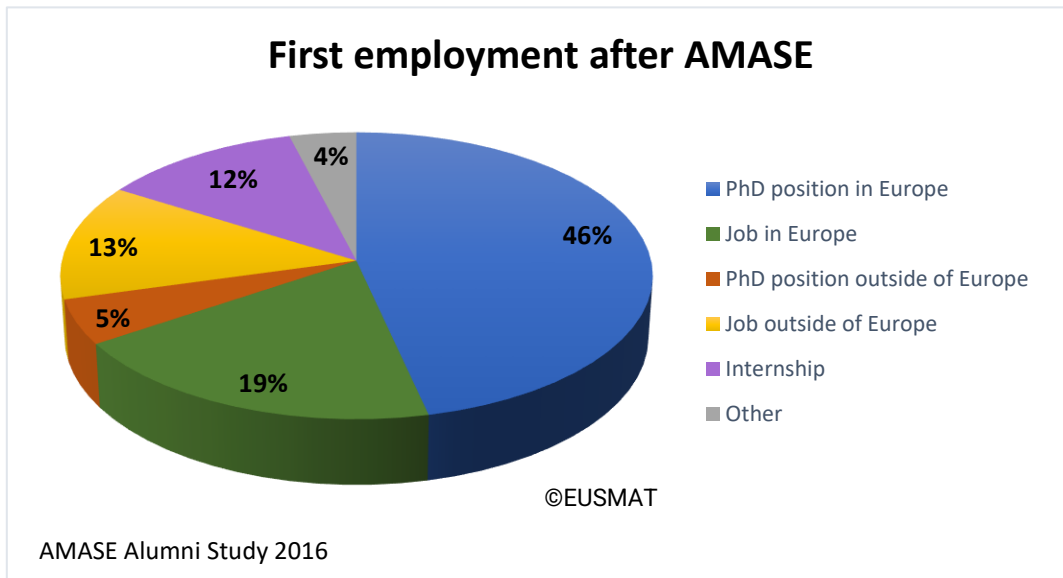
14.9. Contacts

Local coordinator	Mobility Office
Prof. Dr. Alessandro Martucci Industrial Engineering Department, Via Marzolo, 9 35131 Padova, Italy +39 049 8275506 alex.martucci@unipd.it	Elisa Zambon mobility.in@unipd.it +39 049 827 5968

15. Your Future after AMASE

15.1. Alumni statistics

The following diagram shows the broad spectrum of opportunities available to AMASE alumni in industry and university institutions. Almost half of the alumni stay in Europe to complete a PhD.



15.2. DocMASE

European Joint Doctoral Programme in Materials Science and Engineering

The DocMASE Programme is the logical next step in the existing structures for international education in the framework of EUSMAT, and is jointly offered by:

- Universität des Saarlandes, Saarbrücken, Germany
- Université de Lorraine in Nancy, France
- Universitat Politècnica de Catalunya in Barcelona, Spain
- Luleå tekniska universitet in Luleå, Sweden
- Linköpings universitet in Linköping, Sweden.

Besides the five partners, 20 associated partners from academics, research and industry take part in the DocMASE programme.

DocMASE was selected in a very competitive process in the Erasmus Mundus programme. It was therefore able to deliver 37 Erasmus Mundus fellowships for the best applicants from EU and non-EU countries. However, as the Erasmus Mundus financing ran out, EUSMAT and the partners are continuously searching for new scholarship possibilities. In case new scholarships are available, they are published in www.docmase.net.

The aim of DocMASE is to provide a high-level research structure for the best students from Europe and the rest of the world.

For further information, please visit our website: www.docmase.net.

15.3. Alumni Association of Saarland University (Universitätsgesellschaft)

AMASE is a program of the European School of Materials (EUSMAT) which aims to enhance contact and exchange between alumni and students currently enrolled in international study programs. EUSMAT is therefore part of the Chapter “Materials Science and Engineering” of the Alumni Association of Saarland University. This Association promotes joint activities such as conferences, trainings and recruitment measures and gives students, alumni and employees of materials science the possibility to expand their contacts.

All AMASE students are welcome to join this alumni association.

For further information please have a look on the official homepage:

<http://www.uni-saarland.de/page/unigesellschaft.html>

16. Annex

16.1. List of important documents

Remember, always keep all your important personal documents with you. Do not put them into the luggage you check in at the airport. It might get lost on your journey. Instead, keep your documents in your hand luggage.

Please make sure that you have access to these documents e. g. you should save them on a USB drive or cloud server.

For more specific information please check the regulations for the universities you chose.

Here is a short list of documents you should bring with you:

- ☐ Passport
- ☐ Proof of your financial resources
- ☐ Your certificate of enrolment at university
- ☐ AMASE Admission Letter
- ☐ Proof of health insurance
- ☐ Proof of address (rental contract, gas/water/electricity bill with your name on it, or certificate of accommodation)
- ☐ Visa Documents
- ☐ passport sized biometric photos (e. g for visa, enrolment or other administrative purposes)

16.2. Frequently Asked Questions (FAQ)

May I learn the second language at my Entrance University?

It is important that you start learning the language of your Second University as soon as possible, therefore you will have to organise yourself well. During the first year of the Master, we would highly recommend that you already participate in the language courses offered at your Entrance University which prepare you for your studies at the Second University. It might be necessary for you to participate in courses of the instruction language of the Entrance University as well.

What about the Visa Procedures?

European students do not need any visa. If you come from a non-EU-country ("third country student"), you will have to apply for a student visa. The visa procedure can take up to four to six months. It is advisable to start gathering information to make sure you are prepared when you receive your admission documents (sent via E-Mail or post).

*For students starting at MUL, the Austrian consulate requests an apostille on the degree certificate.

How long does a usual visa procedure take?

The duration of the visa procedure depends on your home country and on the agreement between your country and the one you're going to study in. Some visa procedures can take up to six months in extreme cases. In our experience three to four months are quite common. Therefore, we advise you to inform yourself about the visa procedure as soon as possible. That way, you will be ready to start the application as soon as you receive our documents.

How often do I have to ask for a visa during my AMASE studies?

At least twice: Once for your first trip to Europe and once more when you change to the Second University. If you choose to write your master's thesis at your first university, you need a third visa to get back there. In any case, you will need a visa for two years from the beginning.

What does this mean for my personal organization?

Arriving at your first university, you have to find accommodation and organise your timetable. At the end of the first semester you should start applying for the visa for your next university. This gives you enough time to complete the procedure, should the embassies have any delays.

Find more information about the Visa procedures, click here:

<https://www.auswaertiges-amt.de/en/aamt/zugastimaa/buergerservice/faq/08-studentenvisum/606690>

One can become homesick in a variety of ways. This includes struggling with:

- Adapting to a country with a different way of life
- Coping with a new language
- New food
- Trying to make new friends
- Dealing with extreme changes in the weather

To assist you in adapting to your new environment, here are just a few hints to make you feel more at home:

- Try and do the things you normally do, like watching TV, reading the newspaper; going to the gym or watching a movie.
- Try to meet people who are fluent in the language you need to learn, who also want to learn your native language. You can then pair up (tandem partners) and assist each other.
- Don't forget to contact home every once in a while to tell your friends and family what you have been doing.
- Talk to people about how you feel. Emotional support is important. Especially the first few months can be tough.
- Last, but not least have a positive attitude 😊

AMASE Student Guide 2023/24

Find us on:

